



# Driveaway Awnings for Campervans & Motorhomes





## Design innovation, avant-garde technology & product passion is our mantra, defining our philosophy in creating iconic driveaway awnings...

At Outdoor Revolution we put the diverse needs of our campervan and motorhome customers at the heart of our driveaway range; as well as maintaining the highest standards in product quality we are always on the lookout for new and innovative ways that we can improve your touring and camping experience in the great outdoors. As the pioneers & originators of the driveaway awning, we have continued to further develop and enhance our products using the very latest technological advancements in terms of fabrics, component innovations and modern manufacturing methods to bring you very best camping experience possible. Together with our air tube \*Lifetime Guarantee on models incorporating our unique IF relief valve, which continues to offer our customers unrivalled satisfaction and peace of mind, something not found from any other driveaway awning manufacturer.

We have also been busy inventing innovative new accessories such as the Pronto Pop Up Windbreak and the new Campese Inflatable Sofa Bed, offering comfortable home from home seating as well as combinations of double and single air beds, all in one product. Along with a multifunctional range of lighting, power charging, mosquito repellant USB charging devices; we aim to offer our customers those little extras that make us unique.

**So whatever you think you knew about campervan & motorhome camping - check out our product ranges - then think again!**



Designed in the UK, enjoyed across the world.



As the pioneers and innovators within this field, **Outdoor Revolution** are so confident in the reliability of product with an Intelligent Frame that we offer a **\*LIFETIME GUARANTEE** on the Air Tube with an IF Valve...



## MOVELITE RANGE

|                    |       |
|--------------------|-------|
| Movelite T1        | 8-9   |
| Movelite T1 Tail   | 10-11 |
| Movelite T1 Annexe | 12    |
| Movelite Canopy    | 13    |
| Movelite T2        | 14-15 |
| Movelite T3        | 16-17 |
| Movelite T4        | 18-19 |
| Movelite T5        | 20-21 |

## CAYMAN RANGE

|                 |    |
|-----------------|----|
| Cayman Midi Air | 22 |
| Cayman Air      | 23 |
| Cayman Pursuit  | 24 |
| Cayman          | 25 |
| Cayman Tail     | 26 |
| Cayman Classic  | 27 |
| Outhouse Handi  | 28 |

## TURISMO RANGE

|              |    |
|--------------|----|
| Turismo XLS2 | 29 |
| Turismo      | 30 |
| Turismo Air  | 31 |

## CANOPIES

|                   |    |
|-------------------|----|
| Tech-Line Canopy  | 32 |
| Sport-Line Canopy | 33 |

## SCREENHOUSES & WINDBREAKS

|                 |         |
|-----------------|---------|
| Screenhouse 4.0 | 34/35   |
| Screenhouse 5.0 | 34/36   |
| Screenhouse 6.0 | 34/37   |
| Windbrakes      | 38 - 39 |

## FURNITURE & MISC

|   |       |
|---|-------|
| Sleeping, Chairs, Tables, Storage,<br>Carpets & Utility | 40-52 |
|---|-------|

## LIGHTING & ELECTRICAL

|   |       |
|---|-------|
| Heating, Lighting, Anti Mosquito,<br>USB Charging | 53-57 |
|---|-------|

## PEGS, PUMPS & PITCHING

58-59

## BLUE DIAMOND

Camping accessories, pegs  
& leisure sanitation products. 60-61







## Why choose an Outdoor Revolution driveaway awning

### Freedom & peace of mind...

Outdoor Revolution have pioneered the Oxygen Air Frame System; the quickest, easiest and most reliable air frame and inflation system on the market today. A system unique to Outdoor Revolution and envied by other manufacturers of air awnings.

Our unique pressure relief valve (IF - Intelligent Frame) is designed to regulate and control the air pressure inside the air tube and acts as a safety mechanism to prevent burst air tubes through over inflation or excessive air expansion on hot days.

Whilst factory tested up to 19PSI, we recommend the Oxygen Air Frame is inflated to a working pressure of approximately 6PSI, which is around the max pressure to which our relief valve is factory set at before it starts to release excess air pressure. Depending on ambient temperature changes, the PSI can increase dramatically on warm sunny days as the air inside the tube will expand. If the PSI pressure increases to over the recommended 6PSI (through either over inflation or changes in ambient temperature) the Intelligent Frame Relief Valve will expel the surplus air and maintain the air pressure within the air frame at a safe level. This unique system ensures that the tubes cannot be stressed and damaged by increasing pressures.

Deflating the Oxygen Air Frame is simple with our easy to operate DSV valve (Dynamic Speed Valve). With just a simple push of a button, the valve will expel all the air from the frame, which will deflate and come down in seconds. No messing around with unscrewing difficult to get hold of leaky, slippery and unreliable valve caps.

Because we are so confident in our air frame awnings, we offer a lifetime warranty\* on all air frame models which incorporate our unique IF - DSV inflation system.

In addition to our air frame models, Outdoor Revolution offer a full range of fibreglass poled driveaway models in our exciting Cayman and Turismo ranges.

\*Terms and conditions apply

**OUTDOOR  
REVOLUTION**  
WWW.OUTDOOR-REVOLUTION.COM







## Quality & choice in fabrics...

### **480HDE** - (6000 Hydrostatic Head)

The double rip-stop in the premium 480HDE fabric ensures the optimum strength to weight ratio of any awning fabric. It has been woven using the latest textile manufacturing techniques to provide the longevity and performance of much heavier denier fabrics without the impracticality and constraints of weight. Fade resistance and longevity is guaranteed to give a high-quality performance product.

### **180HDE** - (4000 Hydrostatic Head)

Our 180HDE fabric has been designed to deliver exceptionally lightweight yet robust, durable, products, allowing smaller folded pack sizes where weight and space limitations are of consideration. The double rip stop element interwoven in the fabric ensures the optimum strength to weight ratio which not only provides a very tactile texture but also provides the key to the incredible strength and durability of this fabric.

### **100HDE HEX** - (3000 Hydrostatic Head)

This lightweight fabric has been specifically designed to deliver lightweight, compact products whilst maintaining strength and durability. Woven using the latest textile manufacturing techniques, this fabric is designed for longevity and performance. The embossed Hex print gives a technical aesthetic and feel to the awning.

### **100HDE** - (3000 Hydrostatic Head)

This lightweight fabric has been specifically designed to deliver lightweight, compact products whilst maintaining strength and durability. Woven using the latest textile manufacturing techniques, this fabric is designed for longevity and performance.



## Technology & Innovation

Outdoor Revolution driveaway awnings represent the most advanced developments in driveaway awning technology and the very finest standards in British design and innovation. Outdoor Revolution are proud to be the industry innovators of the modern driveaway awning, to which our aim is to always listen to our customers needs when designing new products. Our driveaway awning range provides a broad and diverse driveaway awning collection designed with something to suit every campervan and motorhome.

Our choice of technically advanced awning fabrics are specifically designed and selected for their specific qualities in durability, UV and fade resistance, weather proofing and with a high strength to weight ratio. Every awning design is fully weather tested in our purpose built rain house, which simulates heavy rainfall comparable to a tropical storm. All our air tubes are fully tested individually for a minimum of 72 hours before being installed into our awnings. Our inflation and pressure relief valves are individually tested to precise high pressure tolerances in laboratory conditions before being installed into air tubes. All these things together with new innovations make your choice to buy an Outdoor Revolution driveaway awning a true leisure time investment.



*The popular Outdoor Revolution MoveLite T4*



# Specifications Quick Look Up Guide

|                   | Living area dimensions (cm) | Cowl floor area (cm) | Fabric - 100HDE | Fabric - 180HDE | Fabric - 480HDE | Cowl Height - Lowline - 180 - 220cm | Cowl Height - Midline - 220 - 255cm | Cowl Height - Low/Mid - 180 - 255cm | Cowl Height - Highline - 255 - 305cm | Cowl Height - Low/Mid 180 - 240cm | Frame - Dura-Tech Oxygen Airframe | Frame - Oxygen Airframe | Lifetime air tube guarantee | Frame - Adjustable height steel frame | Frame - Fibreglass | Fully heat taped waterproof seams | Fully sewn in PE groundsheet | Clip in PE groundsheet | Tinted anti glare PVC windows | Diamond clear PVC windows | Front canopy (side canopy ☹️) | Side door Phoenix mesh (side panel ☹️) | Front door Phoenix mesh | Interior cowl door ventilation | Roof ventilation | Waterproof cowl door zips | Storm straps included | Reflective guy lines | Hi-Vis guylines | 2 berth inner hanging points | 4 berth inner hanging points | Twin piping - 4mm & 6mm | Zip up curtains | Toggle n blinds | Adjustable webbing peg points | Rear cowl adjusters | Lumi-Link compatible | Up/Down Lighter compatible | Double action manual pump included | Side Annexe available | Zip on Canopy available |   |   |   |   |
|-------------------|-----------------------------|----------------------|-----------------|-----------------|-----------------|-------------------------------------|-------------------------------------|-------------------------------------|--------------------------------------|-----------------------------------|-----------------------------------|-------------------------|-----------------------------|---------------------------------------|--------------------|-----------------------------------|------------------------------|------------------------|-------------------------------|---------------------------|-------------------------------|--|-------------------------|--------------------------------|------------------|---------------------------|-----------------------|----------------------|-----------------|------------------------------|------------------------------|-------------------------|-----------------|-----------------|-------------------------------|---------------------|----------------------|----------------------------|------------------------------------|-----------------------|-------------------------|---|---|---|---|
| Movelite T1       | 300x300                     | 300x100              |                 |                 | ●               |                                     |                                     | ●                                   | ●                                    | ●                                 |                                   | ●                       |                             |                                       |                    | ●                                 | ●                            |                        | ●                             |                           | ●                             |  | ●                       | ●                              | ●                | ●                         | ●                     | ●                    |                 | ●                            |                              | ●                       | ●               | ●               | ●                             | ●                   | ●                    | ●                          | ●                                  | ●                     | ●                       |   |   |   |   |
| Movelite T1 Tail  | 300x250                     | 250x140              |                 |                 | ●               |                                     |                                     | ●                                   | ●                                    | ●                                 |                                   | ●                       |                             |                                       |                    | ●                                 | ●                            |                        | ●                             |                           | ●                             |  | ●                       | ●                              | ●                | ●                         | ●                     | ●                    |                 | ●                            |                              | ●                       | ●               |                 | ●                             | ●                   | ●                    | ●                          | ●                                  | ●                     | ●                       | ● |   |   |   |
| Movelite T2       | 310x250                     | 310x110              |                 |                 | ●               | ●                                   | ●                                   |                                     | ●                                    |                                   |                                   | ●                       | ●                           |                                       |                    | ●                                 | ●                            |                        | ●                             |                           | ☾                             | ●                                      | ●                       | ●                              |                  | ●                         | ●                     | ●                    |                 | ●                            |                              | ●                       | ●               |                 | ●                             | ●                   | ●                    | ●                          | ●                                  | ●                     | ●                       | ● | ● | ● |   |
| Movelite T3       | 310 x305                    | 310x110              |                 |                 | ●               |                                     |                                     | ●                                   | ●                                    |                                   |                                   | ●                       | ●                           |                                       |                    | ●                                 | ●                            |                        | ●                             |                           | ●                             | ●                                      |                         | ●                              |                  | ●                         | ●                     | ●                    |                 | ●                            |                              | ●                       | ●               |                 | ●                             | ●                   | ●                    | ●                          | ●                                  | ●                     | ●                       | ● | ● | ● |   |
| Movelite T4       | 310 x495                    | 310x110              |                 |                 | ●               | ●                                   | ●                                   |                                     | ●                                    |                                   |                                   | ●                       | ●                           |                                       |                    | ●                                 | ●                            |                        | ●                             |                           | ●                             | ●                                      |                         | ●                              |                  | ●                         | ●                     | ●                    |                 | ●                            | ●                            | ●                       | ●               |                 | ●                             | ●                   | ●                    | ●                          | ●                                  | ●                     | ●                       | ● | ● | ● |   |
| Movelite T5 Kombi | 310x635                     | 310x110              |                 |                 | ●               |                                     |                                     |                                     |                                      | ●                                 |                                   | ●                       | ●                           |                                       |                    | ●                                 | ●                            |                        | ●                             |                           | ●                             | ●                                      | ●                       |                                | ●                | ●                         | ●                     |                      | ●               | ●                            | ●                            | ●                       |                 | ●               | ●                             |                     | ●                    | ●                          | ●                                  | ●                     | ●                       | ● | ● | ● | ● |
| Cayman Midi Air   | 250x250                     | 250x80               | ●               |                 |                 |                                     |                                     |                                     |                                      | ●                                 | ●                                 |                         |                             |                                       |                    | ●                                 | ●                            |                        |                               | ●                         | ●                             | ●                                      |                         |                                | ●                |                           | ●                     |                      | ●               |                              |                              | ●                       |                 | ●               | ●                             | ●                   | ●                    | ●                          | ●                                  | ●                     | ●                       | ● | ● |   |   |
| Cayman Air        | 300x300                     | 300x80               | ●               |                 |                 |                                     |                                     |                                     | ○                                    | ●                                 | ●                                 |                         |                             |                                       |                    | ●                                 | ●                            |                        |                               | ●                         | ●                             | ●                                      |                         |                                | ●                |                           | ●                     |                      | ●               | ●                            |                              | ●                       |                 | ●               |                               | ●                   | ●                    | ●                          | ●                                  | ●                     | ●                       | ● | ● | ● |   |
| Cayman Pursuit    | 250x255                     | 250x80               | ●               |                 |                 |                                     |                                     |                                     |                                      | ●                                 | ●                                 |                         |                             |                                       |                    | ●                                 |                              | ●                      |                               |                           | ●                             |  |                         |                                | ●                |                           | ●                     |                      | ●               | ●                            |                              | ●                       |                 | ●               |                               | ●                   | ●                    | ●                          | ●                                  | ●                     | ●                       | ● | ● | ● |   |
| Cayman            | 300x300                     | 300x80               | ●               |                 |                 |                                     |                                     |                                     |                                      | ●                                 |                                   |                         |                             |                                       | ●                  | ●                                 | ●                            |                        |                               | ●                         |                               | ☾                                      |                         |                                | ●                |                           |                       |                      | ●               | ●                            |                              | ●                       |                 | ●               |                               | ●                   | ●                    | ●                          | ●                                  | ●                     | ●                       | ● | ● | ● |   |
| Cayman Classic    | 300x280                     | 300x80               | ●               |                 |                 |                                     |                                     |                                     | ○                                    | ●                                 |                                   |                         |                             |                                       | ●                  | ●                                 | ●                            |                        |                               | ●                         |                               |  |                         |                                | ●                |                           |                       |                      | ●               | ●                            |                              | ●                       |                 | ●               |                               | ●                   | ●                    | ●                          | ●                                  | ●                     | ●                       | ● | ● | ● |   |
| Cayman Tail       | 240x240                     | 240x140              | ●               |                 |                 |                                     |                                     |                                     |                                      | ●                                 |                                   |                         |                             |                                       | ●                  | ●                                 | ●                            |                        |                               | ●                         |                               |  |                         |                                | ●                |                           |                       |                      | ●               | ●                            |                              | ●                       |                 | ●               |                               | ●                   | ●                    | ●                          | ●                                  | ●                     | ●                       | ● | ● | ● |   |
| Outhouse Handi XL | 200x200                     | 200x80               | ●               |                 |                 |                                     |                                     |                                     |                                      | ●                                 |                                   |                         |                             |                                       | ●                  | ●                                 |                              | ●                      |                               |                           | ●                             |  |                         |                                | ●                |                           |                       |                      | ●               |                              |                              |                         |                 |                 |                               | ●                   | ●                    | ●                          | ●                                  | ●                     | ●                       | ● | ● | ● |   |
| Turismo Air       | 310x250                     | 310x100              | ●               |                 |                 |                                     |                                     |                                     |                                      | ●                                 |                                   | ●                       |                             |                                       |                    | ●                                 | ●                            |                        |                               | ●                         |                               |  |                         | ●                              |                  |                           |                       |                      |                 | ●                            | ●                            |                         | ●               |                 | ●                             |                     | ●                    | ●                          | ●                                  | ●                     | ●                       | ● | ● | ● |   |
| Turismo           | 310x250                     | 310x100              | ●               |                 |                 |                                     |                                     |                                     | ○                                    | ●                                 |                                   | ●                       |                             |                                       |                    | ●                                 | ●                            |                        |                               | ●                         |                               |  |                         | ●                              |                  |                           |                       |                      |                 | ●                            | ●                            |                         | ●               |                 | ●                             |                     | ●                    | ●                          | ●                                  | ●                     | ●                       | ● | ● | ● |   |
| Turismo XLS2      | 455x240                     | 300x70               | ●               |                 |                 |                                     |                                     |                                     |                                      | ●                                 |                                   |                         |                             |                                       | ●                  | ●                                 |                              | ●                      |                               | ●                         |                               | ☾                                      |                         |                                |                  |                           |                       |                      |                 | ●                            | ●                            |                         | ●               |                 | ●                             |                     | ●                    | ●                          | ●                                  | ●                     | ●                       | ● | ● | ● |   |
| Tech-Line Canopy  | 280x240                     | -                    |                 | ●               |                 | ●                                   | ●                                   |                                     | ●                                    |                                   |                                   |                         |                             | ●                                     |                    | ●                                 |                              |                        |                               |                           |                               |  |                         |                                |                  |                           |                       | ●                    |                 |                              |                              | ●                       |                 |                 |                               | ●                   |                      |                            |                                    |                       |                         |   |   |   |   |
| Sport-Line Canopy | 280x240                     | -                    |                 | ●               |                 | ●                                   |                                     |                                     |                                      |                                   |                                   |                         |                             | ●                                     |                    | ●                                 |                              | ●                      |                               |                           |                               |  |                         |                                |                  |                           |                       | ●                    |                 |                              |                              |                         | ●               |                 | ●                             | ●                   |                      |                            |                                    |                       |                         |   |   |   |   |
|                   |                             |                      |                 |                 |                 |                                     |                                     |                                     |                                      |                                   |                                   |                         |                             |                                       |                    |                                   |                              |                        |                               |                           |                               |  |                         |                                |                  |                           |                       |                      |                 |                              |                              |                         |                 |                 |                               |                     |                      |                            |                                    |                       |                         |   |   |   |   |
|                   |                             |                      |                 |                 |                 |                                     |                                     |                                     |                                      |                                   |                                   |                         |                             |                                       |                    |                                   |                              |                        |                               |                           |                               |  |                         |                                |                  |                           |                       |                      |                 |                              |                              |                         |                 |                 |                               |                     |                      |                            |                                    |                       |                         |   |   |   |   |
|                   |                             |                      |                 |                 |                 |                                     |                                     |                                     |                                      |                                   |                                   |                         |                             |                                       |                    |                                   |                              |                        |                               |                           |                               |  |                         |                                |                  |                           |                       |                      |                 |                              |                              |                         |                 |                 |                               |                     |                      |                            |                                    |                       |                         |   |   |   |   |



# MOVELITE T<sup>1</sup>

DRIVEAWAY // CAMPERVAN - MOTORHOME



## *...Classic styling*

The Movelite T1 driveaway awning from Outdoor Revolution. With its enhanced styling architecture through its shallow gothic arched roof, the Movelite T1 raised the bar when it comes to combining style and functionality in a driveaway awning. Offering a generous living space with the option of adding an annexe either the left or right-hand side, the Movelite T1 is one of the most compact and versatile driveaway awnings on the market today. The front eyebrow canopy offers greater weather protection, along with a full front mesh ventilation/insect screen; perfect for warmer climates. Further ventilation has been added in the interconnecting rear cowl door and roof, creating an excellent through flow of air. The 100cm extra-deep rear cowl boasts left and right-hand side entry (for UK and European vehicles) with waterproof zips down to the floor for greater accessibility. Zip in Phoenix mesh side ventilation doors are available as an option.





## Movelite T1 Main Features

- 480HDE, double ripstop high density all weather premium fabric
- Impressive 6000mm hydrostatic head
- Inflatable Dura-tech welded Oxygen Air Frame with single inflation point
- **LIFETIME GUARANTEE on the Air Frame System** (*T's & C's apply*)
- Dynamic Speed Valve & Intelligent Frame relief valve
- Fully taped waterproof seams throughout
- Front door fibreglass eyebrow canopy
- Rear cowl height tensioning adjusters
- Zip in curtains
- Tinted anti glare windows
- Telescopic roof tensioning pole
- Twin awning piping (4mm & 6mm)
- Waterproof zips on both left and right side cowl doors
- Fully sewn-in PE groundsheet
- 100cm deep cowl with tapered profile side for better weather tight fit
- Large interconnecting zip back rear cowl door for easy vehicle access
- Cowl door ventilation with zip down draft covers
- Full front door Phoenix Mesh ventilation / insect screen panel
- Twin air flow roof ventilation with Velcro down storm guards
- Lumi-Link & Up/Lighter compatible
- Includes storm straps
- Includes double action manual air pump

| Model               | Height Range |
|---------------------|--------------|
| Movelite T1 Low/Mid | 180-255cm    |
| Movelite T1 High    | 255-305cm    |



### Connects directly to the vehicle by:

- 4mm/6mm twin piping (inc)
- Storm Straps (inc)
- Pole & Clamp
- Magnetic-Connect Kit



### Colour - Graphite/Ivory



### Optional Extras:

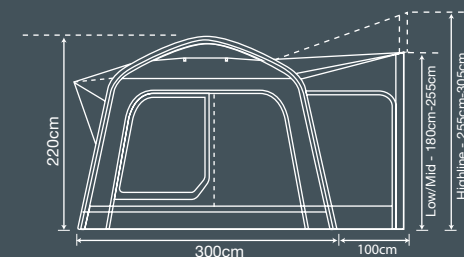
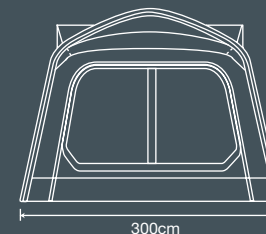
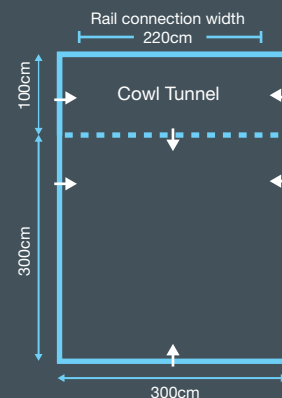
- Movelite T1 Air Annexe
- Zip in side Phoenix mesh panels
- Movelite T1 Snugrug
- Clip in 2 berth inner tent
- Telescopic roof tension kit
- Driveaway Kit
- Lumi Link & Up/Down Lighter systems

Weight - 22.8kg

Pack Size - 82x47x43cm



Optional zip on annexe shown on Movelite T1 Tail model





# MOVELITE T<sup>1</sup> Tail

DRIVEAWAY // CAMPERVAN - MOTORHOME



## *...Classic styling*

Based on the redesigned and upgraded Movelite T1 driveaway awning; the T1 Tail offers the perfect driveaway solution for attaching to the rear of your campervan or motorhome. With its spacious living area and the option of adding an annexe to either the left or right-hand side, the Movelite T1 Tail is set to continue as the number one choice in rear tail fitting driveaway awnings. For 2019 we have added a front eyebrow canopy - offering greater weather protection - along with a full front mesh ventilation/insect screen; perfect for warmer climates. Further ventilation has been added to the interconnecting rear cowl door and roof, creating an excellent through flow of air. The 140cm extra deep rear cowl is tailored specifically to give a perfect weather tight fit to the vehicle's rear tailgate. Zip in Phoenix mesh side ventilation doors are available as an option.





## Movelite T1 Tail Main Features

- 480HDE, double ripstop high density all weather premium fabric
- Impressive 6000mm hydrostatic head
- Inflatable Dura-tech welded Oxygen Air Frame with single inflation point
- **LIFETIME GUARANTEE on the Air Frame System** (*T's & C's apply*)
- Dynamic Speed Valve & Intelligent Frame relief valve
- Fully taped waterproof seams throughout
- Front door fibreglass eyebrow canopy
- Rear cowl height tensioning adjusters
- Zip in curtains
- Tinted anti glare windows
- Telescopic roof tensioning pole
- Twin awning piping (4mm & 6mm)
- Waterproof zips on both left and right side cowl doors
- Fully sewn-in waterproof PE groundsheet
- Extra deep 140cm tapered cowl for a perfect rear tail gate fitting
- Large interconnecting zip back rear cowl door for easy vehicle access
- Cowl door ventilation with zip down draft covers
- Full front door Phoenix Mesh ventilation / insect screen panel
- Twin air flow roof ventilation with Velcro down storm guards
- Lumi-Link & Up/Down Lighter compatible
- Includes storm straps
- Includes double action manual air pump

| Model               | Height Range |
|---------------------|--------------|
| Movelite T1 Low/Mid | 180-255cm    |
| Movelite T1 High    | 255-305cm    |



### Connects directly to the vehicle by:

- 4mm/6mm twin piping (inc)
- Storm Straps (inc)
- Pole & Clamp
- Magnetic-Connect Kit




Colour - Graphite/Ivory

### Optional Extras:

- Movelite T1 Air Annexe
- Zip in side Phoenix mesh panels
- Movelite T1 Tail Snug rug
- Clip in 2 berth inner tent
- Telescopic roof tension kit
- Driveaway Kit
- Lumi Link & Up/Down Lighter systems

Weight - 21.6kg

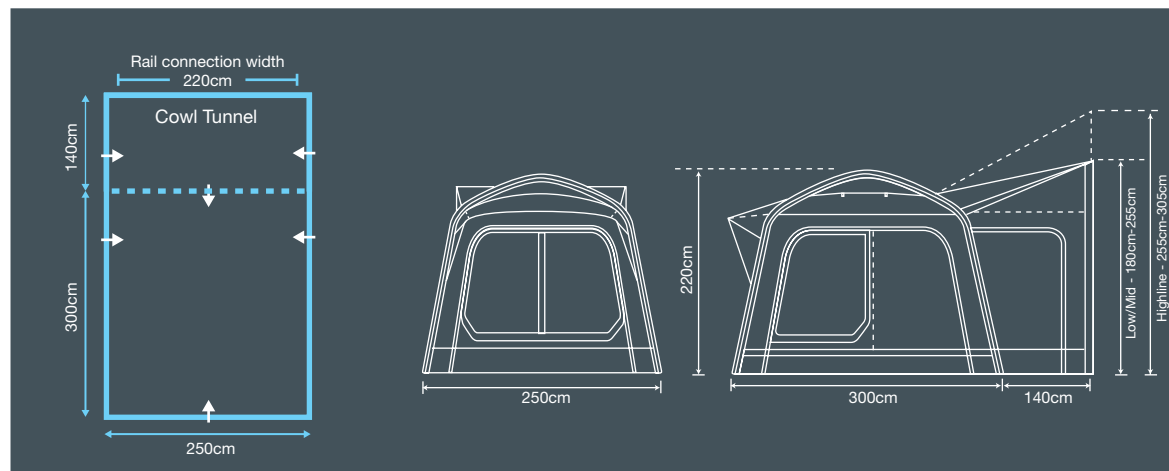
Pack Size - 82x47x40cm



Integral front door Phoenix Mesh ventilation / insect screen panel



Zip on T1 Annexe - Sold separately





# T1 / T1 Tail Annexe

## SLEEPING ANNEXE

The Movelite T1 Annexe is a single tube inflatable sleeping annexe, compatible with both the Movelite T1 and the Movelite T1 Tail. The annexe is exceptionally versatile, with its ambidextrous design allowing it to be fitted to both the left and right-hand side of the main awning. Designed specifically for sleeping, the Movelite T1 Annexe is complete with sleeping inner tent and is suitable for sleeping up to 2 adults or 3 children.

For larger families or additional guests, there is the option to double up with an annexe on each side to create a Vis-à-Vis style tent configuration. Alternatively, the annexe can also be used as a convenient storage space (for bikes, furniture etc.) or as a sleeping area for pets.

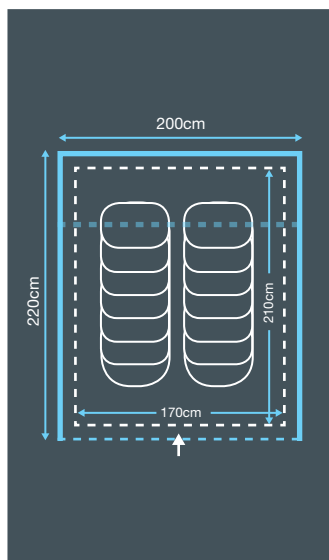
### Main Features

- 480HDE, double ripstop high density all weather premium fabric
- Impressive 6000mm Hydrostatic head
- Inflatable Oxygen Air Frame with single inflation point
- **LIFETIME GUARANTEE on the Air Frame System** (*T's & C's apply*)
- Dynamic Speed Valve & Intelligent Frame Relief Valve
- Fully taped waterproof seams throughout
- Toggle in sleeping inner tent with waterproof PE sewn in groundsheet
- Rear ventilation with adjustable cover

Colour - Graphite/Ivory 

Weight - 5.6kg

Pack Size - 76x23x21cm



Annexe shown on a Movelite T1 Tail.





# Movelite Canopy

## ZIP ON CANOPY

The Movelite Canopy is a zip on canopy which is compatible with the Movelite T2, T3, T4 and T5 driveaway awnings. Made from the same 480HDE double ripstop premium polyester fabric as the Movelite awning range, the Movelite canopy is a perfect addition to your new driveaway awning, providing shade from the sun and shelter from wet weather. The redesigned steel pole shape mirrors the shallow gothic arch roof style of the Movelite range.

Colour - Graphite/Ivory



Front height - 210cm

Canopy size - 180x190cm



## Retro Connector Direct to van conversion system

The Movelite Canopy is also compatible with the **Retro Connector**, which converts the canopy, enabling it to attach directly to your vehicle's awning rail channel. Popular with VW style campervans. *(Sold separately).*



## Inner Tents

### 2 & 4 BERTH CLIP IN SLEEPING INNERS

Clip in sleeping inners are a convenient way to create sleeping space that can be easily put up and taken down as required. The inner tents are available as both 2 and 4 berth options; the 2 berth being compatible with Movelites T1, T2, T3, T4, T5 and selected Cayman models. The 4 berth option is compatible with the Movelite T4, T5 and Cayman Cacos models. Through the new darker twilight grey micro polyester fabric, the added Phoenix Mesh ventilation and waterproof PE groundsheet, Outdoor Revolution's inner tents offer a more comfortable quality night's sleep.





# MOVELITE T2

DRIVEAWAY // CAMPERVAN - MOTORHOME



## *...Classic styling*

We didn't think we could do it, but we managed to find a way to improve our bestselling Movelite T2, allowing it to retain its title as the most desired medium sized driveaway awning available. With the choice of 3 height options, there is a T2 for virtually every campervan/motorhome on the market. The roof shape has been redesigned as a shallow gothic arch to give added strength and stability whilst vastly improving water run-off. Combined with sleek panel styling and light colour tube covers, the new T2 boasts a definitive classic look that will compliment any campervan or motorhome. As well as the improved aesthetic, the T2 boasts many new features such as a deeper connecting cowl for easier vehicle access and space, waterproof zips in the left and right-side cowl doors along with added ventilation in the interconnecting zip back interior cowl door.





## Movelite T2 Main Features

- 480HDE, double ripstop high density all weather premium fabric
- Impressive 6000mm hydrostatic head
- Inflatable twin tube Oxygen Air Frame
- **LIFETIME GUARANTEE on the Air Frame System** (T's & C's apply)
- Dynamic Speed Valve & Intelligent Frame relief valve
- Fully taped waterproof seams throughout
- Side door fibreglass eyebrow rain canopy
- Rear cowl height tensioning adjusters
- Zip in curtains
- Tinted anti glare windows
- Telescopic roof tensioning pole
- Twin awning piping (4mm & 6mm)
- Waterproof zips on both left and right side cowl doors
- Fully sewn-in waterproof PE groundsheet
- 110cm deep tapered cowl for a perfect weather tight fitting
- Large interconnecting zip back rear cowl door for easy vehicle access
- Cowl door ventilation with zip down draft covers
- Full front door and left side door Phoenix Mesh ventilation / insect screen panel
- Lumi-Link & Up/Down Lighter compatible
- Includes storm straps
- Includes double action manual air pump

| Model                | Height Range |
|----------------------|--------------|
| Movelite T2 Lowline  | 180-220cm    |
| Movelite T2 Midline  | 220-255cm    |
| Movelite T2 Highline | 255-305cm    |



### Connects directly to the vehicle by:

- 4mm/6mm twin piping (inc)
- Storm Straps (inc)
- Pole & Clamp
- Magnetic-Connect Kit



### Colour - Graphite/Ivory



#### Optional Extras:

- Movelite Canopy
- Movelite T2 Snug rug
- Clip in 2 berth inner tent
- Driveway Kit
- Lumi Link & Up/Down Lighter systems

Weight - 19.2kg

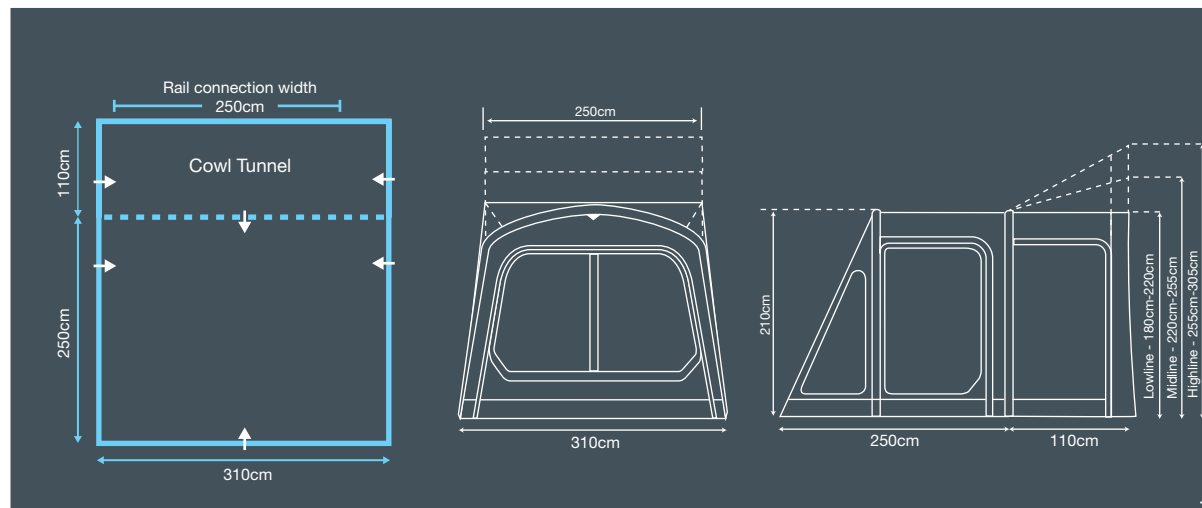
Pack Size - 82x47x39cm



Shown above with optional Movelite Canopy / Right - High motorhome door roof clearance on highline model



Integral front door & right hand door mesh ventilation / insect screen panel





# MOVELITE T3

DRIVEAWAY // CAMPERVAN - MOTORHOME

## *...Classic styling*

The redesigned and upgraded the Movelite T3 is a a must-have driveaway awning amongst tourers. In line with the rest of our new Movelite range, the T3 has adopted the new shallow gothic arched roof appearance, making it one of the most visually appealing driveaway awnings on the market. There are 2 different heights options available, allowing compatibility with a wide range of campervans and motorhomes. Breathability is vitally important in all our awnings, which is why we have added extra ventilation in the form of mesh ventilation panels in the awning's internal rear cowl doors. Tinted windows and zip-in curtains in the Movelite T3, provide privacy in the awning when required. The rear cowl area boasts left and right-hand side entry (for UK and European vehicles) with waterproof zips down to the floor for greater accessibility.





## Movelite T3 Main Features

- 480HDE, double ripstop high density all weather premium fabric
- Impressive 6000mm hydrostatic head
- Inflatable triple tube Oxygen Air Frame
- **LIFETIME GUARANTEE on the Air Frame System** (T's & C's apply)
- Dynamic Speed Valve & Intelligent Frame relief valve
- Fully taped waterproof seams throughout
- Full front 90cm deep Oxygen Air Frame porch canopy
- Rear cowl height tensioning adjusters
- Zip in curtains
- Tinted anti glare windows
- Telescopic roof tensioning pole
- Twin awning piping (4mm & 6mm)
- Waterproof zips on both left and right side cowl doors
- Fully sewn-in waterproof PE groundsheet
- 110cm deep tapered cowl for a perfect weather tight fitting
- Large interconnecting zip back rear cowl door for easy vehicle access
- Cowl door ventilation with zip down draft covers
- Full left side door Phoenix Mesh ventilation / insect screen panel
- Lumi-Link & Up/Down Lighter compatible
- Includes storm straps
- Includes double action manual air pump

| Model                | Height Range |
|----------------------|--------------|
| Movelite T3 Low/Mid  | 180-255cm    |
| Movelite T3 Highline | 255-305cm    |



### Connects directly to the vehicle by:

- 4mm/6mm twin piping (inc)
- Storm Straps (inc)
- Pole & Clamp
- Magnetic-Connect Kit



### Colour - Graphite/Ivory



### Optional Extras:

- Movelite Canopy
- Movelite T3 Snug rug
- Movelite T3 Footprint
- Roof tensioning pole kit
- Clip in 2 berth inner tent
- Driveway Kit
- Lumi Link & Up/Down Lighter systems

Weight - 23.6kg

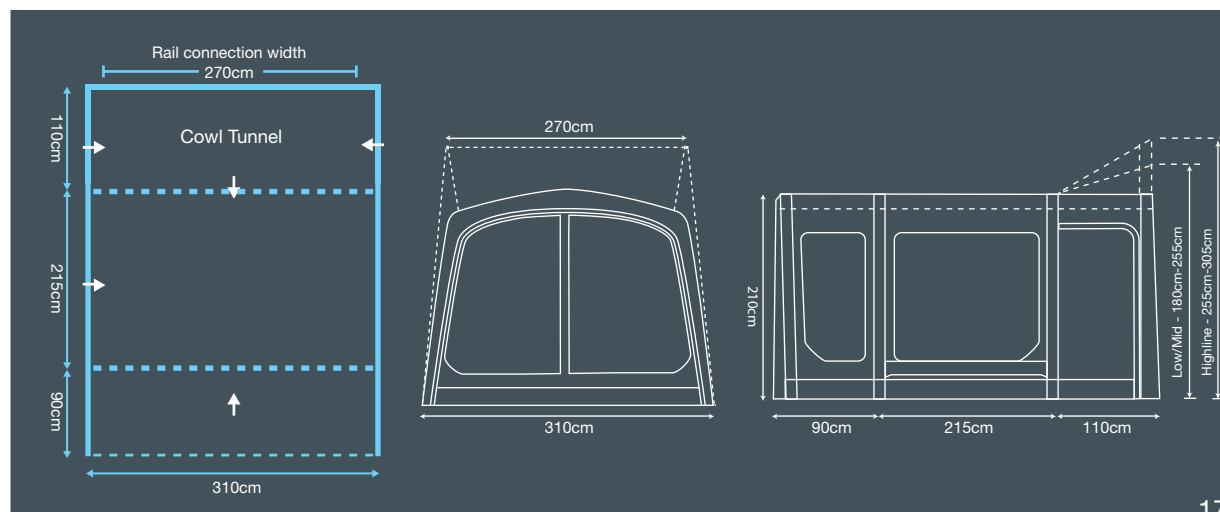
Pack Size - 82x49x41cm



Front view showing under canopy, upper front door twin ventilation.



Integral left side door mesh ventilation / insect screen panel





# MOVELITE T4

DRIVEAWAY // CAMPERVAN - MOTORHOME



## *...Classic styling*

The highly acclaimed Movelite T4 from Outdoor Revolution has undergone a redesign and upgrade with a wealth of new features. Due to our expansive growth and increased popularity across Europe, we have added a right-hand door version for European campervans and motorhomes. Both the right and left-hand versions of the Movelite T4 are available in 3 heights; making it compatible with a wide range of campervans and motorhomes up to 3 metres in height. The awning's revolutionary twin internal cowl door provides easy of access to your vehicle.





## Movelite T4 Main Features

- 480HDE, double ripstop high density all weather premium fabric
- Impressive 6000mm hydrostatic head
- Inflatable quad tube Oxygen Air Frame
- **LIFETIME GUARANTEE on the Air Frame System** (T's & C's apply)
- Dynamic Speed Valve & Intelligent Frame Relief Valve
- Fully taped waterproof seams throughout
- Full front 105cm deep Oxygen Air Frame porch canopy
- Rear cowl height tensioning adjusters
- Zip in curtains
- Tinted anti glare windows
- Twin awning piping (4mm & 6mm)
- Waterproof zips on both left and right side cowl doors
- Fully sewn-in waterproof PE groundsheet
- 110cm deep tapered cowl for a perfect weather tight fitting
- Double interconnecting zip back interior cowl door for UK & European vans
- Cowl door ventilation with zip down draft covers
- Side door Phoenix Mesh ventilation / insect screen panel
- Lumi-Link & Up/Down Lighter compatible
- Available in both left drive and right drive orientation options
- Includes storm straps
- Includes double action manual air pump

| Model                | Height Range |
|----------------------|--------------|
| Movelite T4 Lowline  | 180-220cm    |
| Movelite T4 Midline  | 220-255cm    |
| Movelite T4 Highline | 255-305cm    |



### Connects directly to the vehicle by:

- 4mm/6mm twin piping (inc) • Storm Straps (inc)
- Pole & Clamp • Magnetic-Connect Kit



### Colour - Graphite/Ivory



#### Optional Extras:

- Movelite Canopy
- Movelite T4 Snug rug
- Movelite T4 Footprint
- Driveway Kit
- Clip in 2 / 4 berth sleeping inner tent
- Driveway Kit
- Lumi Link & Up/Down Lighter systems

Weight - 27.22kg

Pack Size - 82x55x48cm



Shown with optional movelite canopy



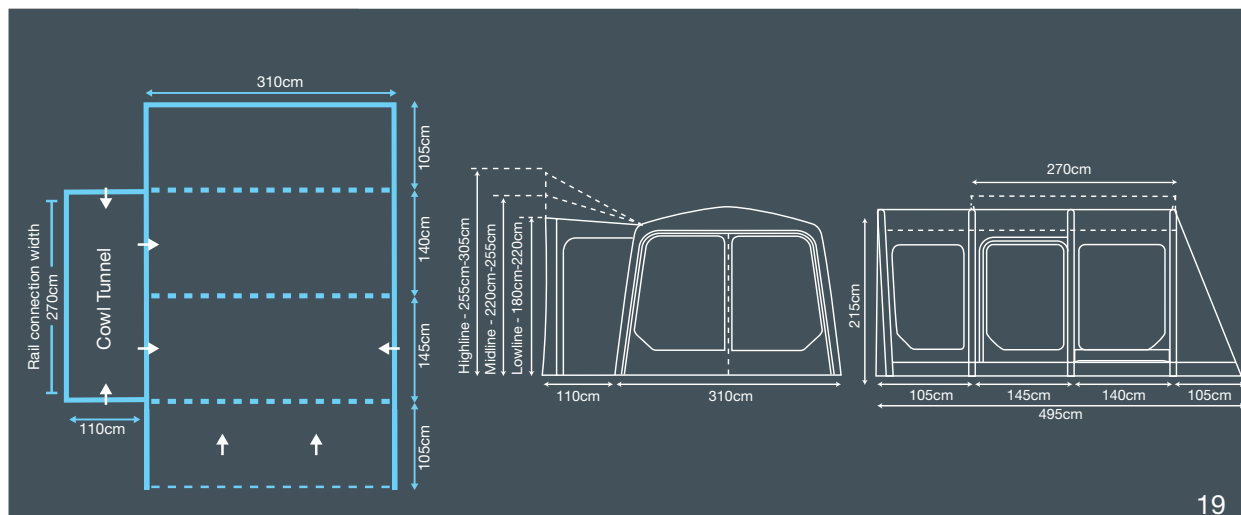
Spacious interior with the option of adding either a 2 berth or 4 berth sleeping inner



Side door mesh ventilation



Double interconnecting zip back interior cowl door for UK & European Vans





# MOVELITE T<sup>5</sup> KOMBI

DRIVEAWAY // CAMPERVAN - MOTORHOME



## *...Classic styling*

As our largest inflatable premium driveaway awning, the Movelite T5 Kombi offers a luxurious, spacious interior, making it the ultimate driveaway awning for families touring in motorhomes or campervans. Extra ventilation has been added to the T5 Kombi this season in the form of mesh ventilation panels in the rear cowl door and in the awning's lower panels for increased breathability. In line with the rest of our new Movelite range, the T5 Kombi has adopted the new shallow gothic arched roof appearance, making it one of the most visually appealing large driveaway awnings on the market. The Movelite T5 Kombi is made with a high-performance, double rip-stop 480HDE fabric and also features waterproof zips on the cowl doors. In line with the rest of the Movelite range, the T5 Kombi, features both left and right access to the rear cowl, with the door's waterproof zips zipping down to the ground allowing easy access to the vehicle.





## Movelite T5 Kombi Main Features

- 480HDE, double ripstop high density all weather premium fabric
- Impressive 6000mm hydrostatic head
- Inflatable quad tube Oxygen Air Frame
- **LIFETIME GUARANTEE on the Air Frame System** (T's & C's apply)
- Dynamic Speed Valve & Intelligent Frame relief valve
- Fully taped waterproof seams throughout
- Front door with zip back mesh ventilation/insect screen panel
- Rear cowl height tensioning adjusters
- Zip in curtains
- Tinted anti glare windows
- Twin awning piping (4mm & 6mm)
- Waterproof zips on both left and right side cowl doors
- Fully sewn-in waterproof PE groundsheet
- 110cm deep tapered cowl for a perfect weather tight fitting
- Double interconnecting zip back interior cowl door for UK & European vans
- Cowl door ventilation with zip down draft covers
- Full front and side door Phoenix Mesh ventilation / insect screen panel
- Lumi-Link & Up/Down Lighter compatible
- Includes storm straps
- Includes double action manual air pump

### Model Height Range

Movelite T5 Low / Mid | 180-240cm



### Connects directly to the vehicle by:

- 4mm/6mm twin piping (inc)
- Storm Straps (inc)
- Pole & Clamp
- Magnetic-Connect Kit



### Colour - Graphite/Ivory

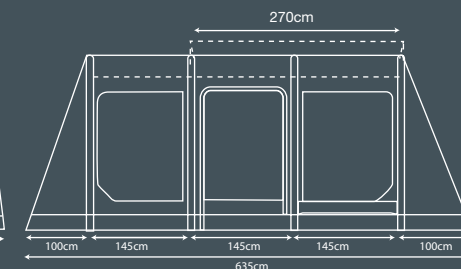
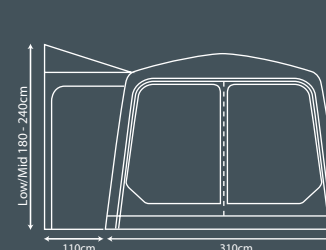
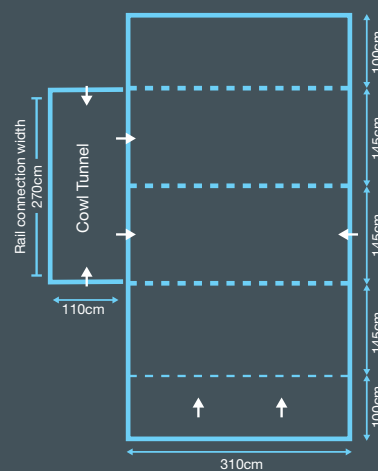


### Optional Extras:

- Movelite Canopy
- Movelite T5 Snug rug
- Movelite T5 Roof Liner
- Movelite T5 Footprint
- Clip in 2 / 4 berth sleeping inner tent
- Driveaway Kit

Weight - 26.1kg

Pack Size - 82x55x50cm





# CAYMAN MIDI AIR

DRIVEAWAY // CAMPERVAN - MOTORHOME

## Main Features

- 100HDE Hex fabric
- 3000mm hydrostatic head
- Dura Tech welded tube Oxygen Air Frame
- Dynamic Speed Valve
- Fully taped waterproof seams throughout
- Fibreglass front eyebrow canopy
- Rear cowl height tensioning adjusters
- Window curtains
- Crystal clear windows
- Twin awning piping (4mm & 6mm)
- Right and left side cowl tunnel entry
- Fully sewn-in waterproof PE groundsheet
- Right hand side cooking Phoenix Mesh ventilation with adjustable gusseted storm cover
- Lumi-Link compatible
- Includes storm straps
- Includes double action manual air pump

### Model Height Range

|                 |           |
|-----------------|-----------|
| Cayman Midi Air | 180-240cm |
|-----------------|-----------|



### Connects directly to the vehicle by:

- 4mm/6mm twin piping (inc)
- Storm Straps (inc)
- Pole & Clamp
- Magnetic-Connect Kit



### Colour - Anthracite/Steel



### Optional Extras:

- Footprint Groundsheet
- Driveaway Kit
- Lumi Link lighting system

Weight - 14.2kg  
Pack Size - 78x41x34cm

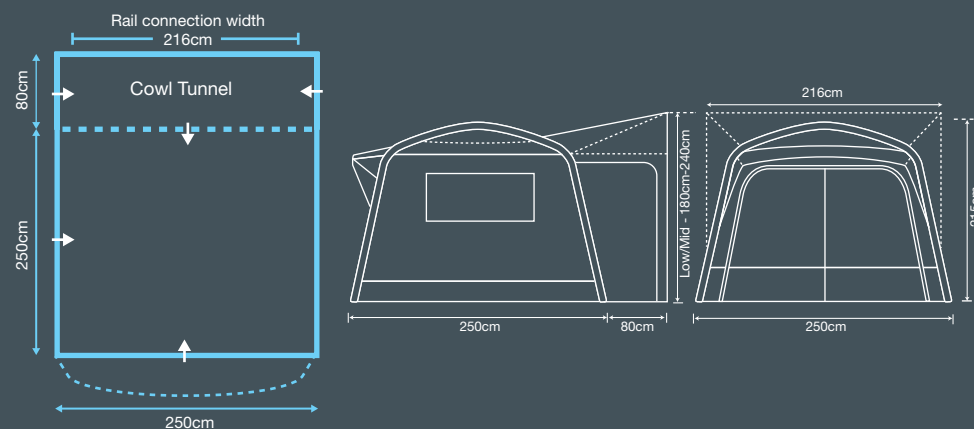


## ...Created for adventure

Perfect for weekend trips and one-night stays, the new Cayman Midi Air is the ideal compact utility driveaway awning for small families or couples. A stylish integral front canopy has been added to the awning, along with a fully sewn-in PE groundsheet. We see breathability of vital importance in all our awnings, which is why we have added extra ventilation in the form of Phoenix Mesh panels in the right-hand side with external gusseted zip up draft down cover.



Side panel ventilation with zip down gusseted cover.





# CAYMAN AIR

DRIVEAWAY // CAMPERVAN - MOTORHOME

## Main Features

- 100HDE Hex fabric
- 3000mm hydrostatic head
- Dura Tech welded tube Oxygen Air Frame
- Dynamic Speed Valve
- Fully taped waterproof seams throughout
- Fibreglass front eyebrow canopy
- Full zip back Phoenix Mesh ventilation / insect screen panels to both side doors
- Rear cowl height tensioning adjusters
- Window curtains
- Crystal clear windows
- Twin awning piping (4mm & 6mm)
- Right and left side cowl tunnel entry
- Fully sewn-in waterproof PE groundsheet
- Twin roof ventilation system with Velcro down covers
- Lumi-Link / Up/Down Lighter compatible
- Includes storm straps
- Includes double action manual air pump

### Model Height Range

|                     |           |
|---------------------|-----------|
| Cayman Air Mid/Low  | 180-240cm |
| Cayman Air Highline | 240-290cm |



### Connects directly to the vehicle by:

- 4mm/6mm twin piping (inc)
- Storm Straps (inc)
- Pole & Clamp
- Magnetic-Connect Kit



Colour - Anthracite/Steel



### Optional Extras:

- Footprint Groundsheet
- Clip in 2 berth inner tent
- Snug Rug
- Driveaway Kit
- Lumi Link & Up/Down Lighter systems

Weight - 16.7kg  
Pack Size - 80x46x32cm

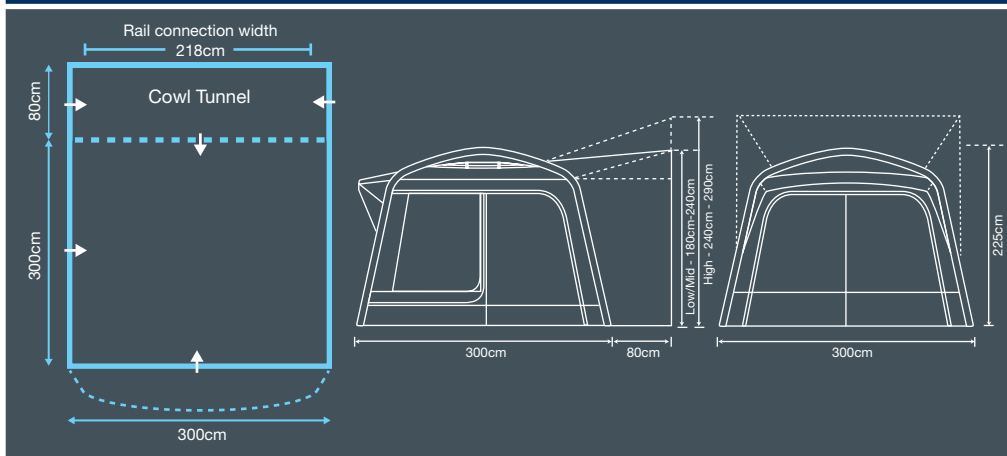


## ...Created for adventure

Outdoor Revolution's Cayman Air is a single inflation, fast pitch driveaway awning. It is available in 2 heights; to suit a range of campervans and motorhomes. The awning features both left and right cowl doors, allowing easy access to your vehicle. Mesh panels in the left and right side of the roof make the Cayman Air a well ventilated, breathable awning. The integral front canopy adds a touch of style and functionality, and a fully sewn-in PVC groundsheet helps keep the awning dry.



Integral side door Phoenix Mesh ventilation/insect screens.





# CAYMAN PURSUIT

DRIVE UP // CAMPERVAN

## Main Features

- 100HDE Hex Fabric
- 3000mm hydrostatic head
- Dura Tech welded tube Oxygen Air Frame
- Dynamic Speed Valve & Intelligent Frame Relief Valve
- Fully taped waterproof seams throughout
- Fibreglass front eyebrow canopy to the front and rear
- Window Curtains
- Crystal clear windows
- Twin awning piping (4mm & 6mm)
- Removeable waterproof PE groundsheet
- 2 berth sleeping inner tent hanging points
- All door panels zip fully back to create an open gazebo
- Lumi-Link compatible
- Includes storm straps
- Includes double action manual air pump

Colour - Anthracite/Steel



### Optional Extras:

- Footprint Groundsheet
- Clip in 2 berth inner tent
- Lumi Link lighting system

Weight - 14.2kg

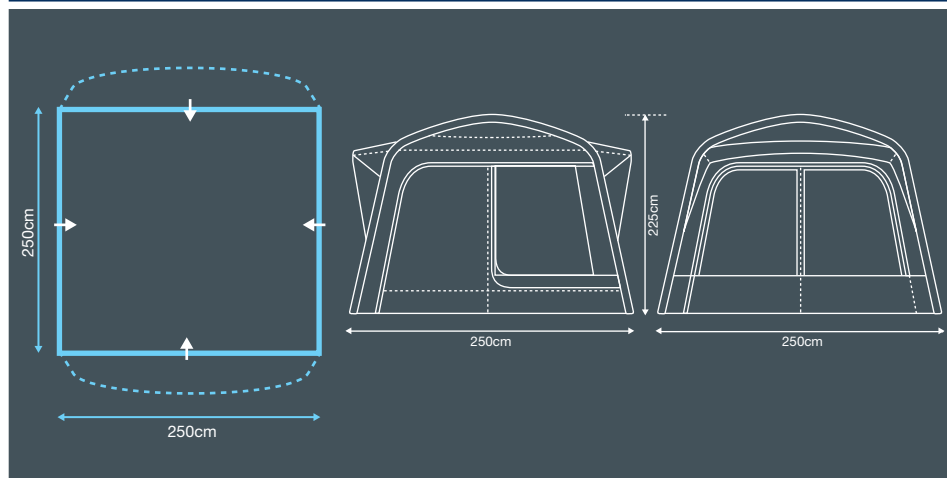
Pack Size - 78x41x34cm



## ...Created for adventure

Designed specifically for the outdoor enthusiast and people on the move, the new Cayman Pursuit is an easy to pitch, versatile single inflation point drive up awning. The awning can be used as a shared communal area between two vans, providing that much needed extra space, especially in bad weather. A perfect base shelter for outdoor sports or overnight stays with inner tent hanging points.

Fully removeable waterproof PE groundsheet.



Communal shelter between two camper vans



# CAYMAN

DRIVEAWAY // CAMPERVAN - MOTORHOME

## Main Features

- 100HDE Hex fabric
- 3000mm hydrostatic head
- Lightweight fibreglass pole frame system
- Fully taped waterproof seams throughout
- Rear cowl height tensioning adjusters
- Window curtains
- Crystal clear windows
- Twin awning piping (4mm & 6mm)
- Right and left side cowl tunnel entry
- Fully sewn-in waterproof PE groundsheet
- Roof ventilation system with Velcro down cover
- Lumi-Link compatible
- 2 berth sleeping inner tent hanging points



Fully zip back front door.

## ...Created for adventure

The Cayman pole and sleeve driveaway awning takes its inspiration from the Cayman Classic, but with extra features added and a new, modern look. The Cayman features both left and right cowl doors – allowing easy access to your vehicle – and a fully sewn-in groundsheet. The 2 heights options available, make this awning compatible with a wide range of campervans and motorhomes.

### Model Height Range

|                    |           |
|--------------------|-----------|
| Cayman Low/Mid     | 180-240cm |
| Cayman XL Highline | 240-290cm |



### Connects directly to the vehicle by:

- 4mm/6mm twin piping (inc) • Storm Straps
- Pole & Clamp • Magnetic-Connect Kit



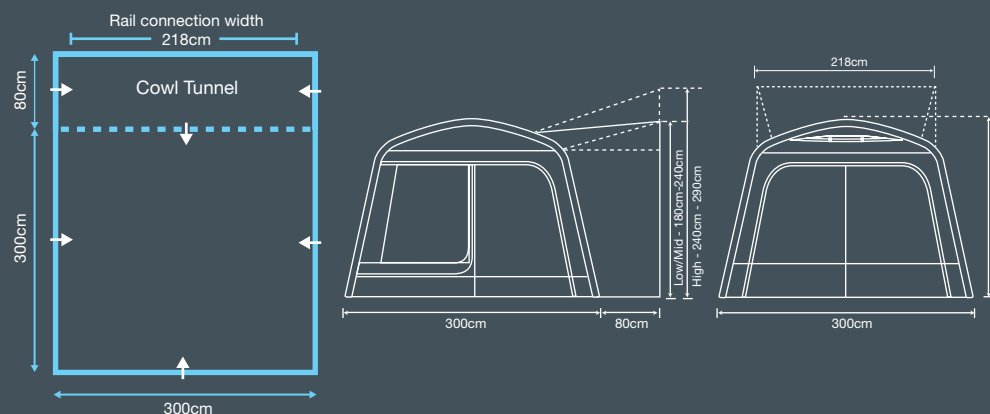
### Colour - Anthracite/Steel



### Optional Extras:

- Footprint Groundsheet
- Snug Rug
- Driveaway Kit
- Clip in 2 berth sleeping inner
- Lumi Link lighter system

Weight - 11.8kg  
Pack Size - 72x34x29cm





# CAYMAN TAIL

DRIVEAWAY // CAMPERVAN - MOTORHOME

## Main Features

- 100HDE Hex fabric
- 3000mm hydrostatic head
- Lightweight fibreglass pole frame system
- Fully taped waterproof seams throughout
- Extra deep 140cm cowl for a perfect reverse in rear tail gate fitting
- Rear cowl height tensioning adjusters
- Window Curtains
- Crystal clear windows
- Twin awning piping (4mm & 6mm)
- Right and left side cowl tunnel entry
- Fully sewn-in waterproof PE groundsheet
- Roof ventilation system with Velcro down cover
- Lumi-Link compatible
- 2 berth sleeping inner tent hanging points

### Model Height Range

Cayman Tail Low/Mid 180-240cm



### Connects directly to the vehicle by:

- 4mm/6mm twin piping (inc)
- Storm Straps
- Pole & Clamp
- Magnetic-Connect Kit



Colour - Anthracite/Steel



### Optional Extras:

- Footprint Groundsheet
- Snug Rug
- Driveaway Kit
- Clip in 2 berth sleeping inner
- Lumi Link lighter system

Weight - 11.1kg  
Pack Size - 72x33x27cm

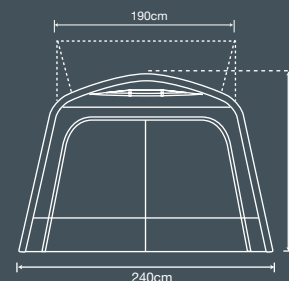
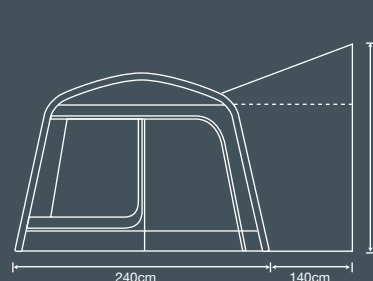
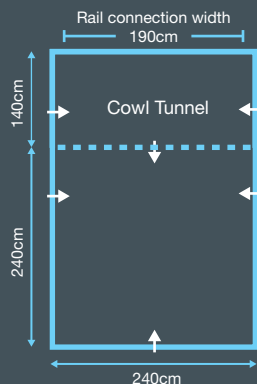


## ...Created for adventure

Due to the success of our Cayman driveaway awnings, we have introduced a rear fitting version – the Cayman Tail. With its extra-deep rear cowl, the pole and sleeve Cayman Tail has been designed specifically to attach onto your vans rear entrance. The awning features both left and right cowl doors, allowing easy access to your vehicle. To allow optimum air flow throughout the awning, we have breathable mesh panels in the roof. The Cayman Tail also features a fully sewn in PE groundsheet.



Full side panel mesh door for ventilation.





# CAYMAN CLASSIC

DRIVEAWAY // CAMPERVAN - MOTORHOME

## Main Features

- 100HDE Hex fabric
- 3000mm hydrostatic head
- Lightweight fibreglass frame
- Fully taped waterproof seams throughout
- Rear cowl access door
- Zip up front door converts in to a canopy  
(Canopy poles sold separately)
- Window curtains
- Crystal clear windows
- Hi-Vis guylines
- Twin awning piping (4mm & 6mm)
- Fully sewn-in waterproof PE groundsheet
- Roof ventilation system with Velcro down cover
- 2 berth sleeping inner tent hanging points
- Lumi-Link compatible

### Model Height Range

|                    |           |
|--------------------|-----------|
| Cayman Low/Mid     | 180-240cm |
| Cayman XL Highline | 240-290cm |



### Connects directly to the vehicle by:

- 4mm/6mm twin piping (inc)
- Storm Straps
- Pole & Clamp
- Magnetic-Connect Kit



Colour - Anthracite/Steel



### Optional Extras:

- Footprint Groundsheet
  - Snug Rug
  - Driveaway Kit
  - Clip in 2 berth sleeping inner
  - Canopy poles
  - Lumi Link lighting systems
- Weight - 10.5kg  
Pack Size - 72x31x31cm



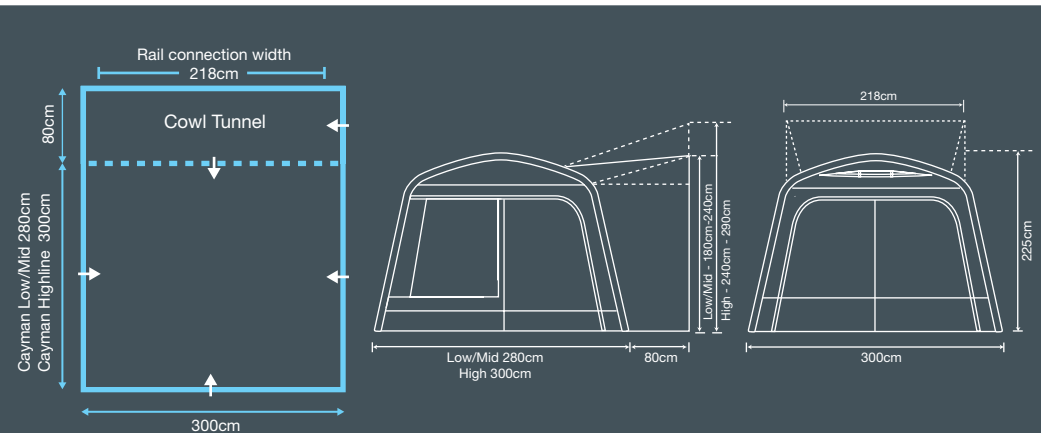
Canopy poles available as an optional extra.

## ...Created for adventure

They say if it's not broken don't try to fix it! Which is the motto we've stuck to when it comes to the Cayman Classic. This ever so popular pole and sleeve driveaway awning returns for another season with its much-loved classic design – a firm favourite amongst tourers. Features include fully sewn-in groundsheet, mesh ventilation and zip-in curtains.



Full side door mesh ventilation/insect screen panel.





# OUTHOUSE HANDI XL

CAMPERVAN - MOTORHOME

## Main Features

- 100HDE Hex fabric
- 3000mm hydrostatic head
- Lightweight fibreglass poles
- Fully taped waterproof seams throughout
- Crystal clear windows
- Separate peg down PE groundsheet
- Roof ventilation with Velcro down storm cover
- Zip up front door converts into a canopy  
*(canopy poles sold separately)*
- Left & right hand side window/mesh vents with exterior zip down adjustable storm covers
- Twin awning piping (4mm & 6mm)
- Hi-Vis guylines

| Model             | Height Range |
|-------------------|--------------|
| Outhouse Handi XL | 180-240cm    |



### Connects directly to the vehicle by:

- 4mm/6mm twin piping (inc)
- Storm Straps
- Pole & Clamp
- Magnetic-Connect Kit



Colour - Anthracite/Steel



Weight - 5.6kg  
Pack Size - 67x46x44cm



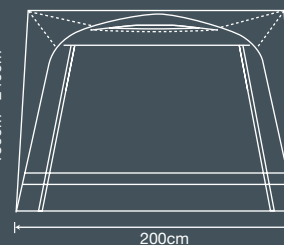
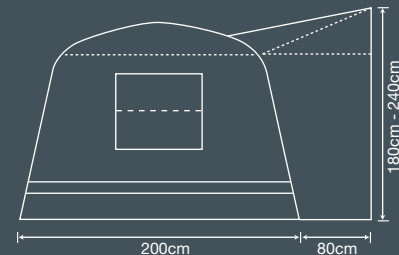
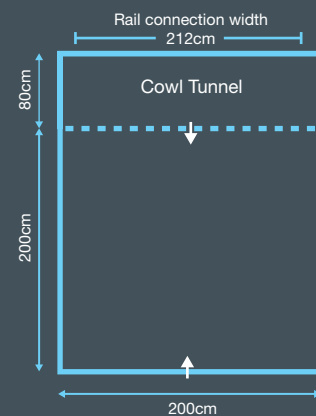
Canopy poles available as an optional extra.



Front zip up door converts into a canopy.

## ...Created for adventure

The Outhouse Handi XL is a pole framed multifunctional utility tent to attach to the side of your vehicle. The versatile outhouse provides much needed extra space outside of the vehicle whether it be for pets, storage, or to house a toilet. The mesh air vents make the Outhouse Handi XL a well-ventilated space for users.





# TURISMO XLS<sup>2</sup>

DRIVEAWAY // CAMPERVAN - MOTORHOME

## Main Features

- 100 HDE Fabric
- 3000mm Hydrostatic head
- Lightweight fibreglass pole frame system
- Fully taped waterproof seams throughout
- Rear cowl height tensioning adjusters
- Toggle in curtains
- Crystal clear windows
- Twin awning piping (4mm & 6mm)
- Cowl tunnel side entry door
- Removeable waterproof PE groundsheet
- Roof & annexe ventilation system
- Zip up front canopy door *(canopy poles sold separately)*
- Lumi-Link compatible
- 2 berth micro polyester sleeping inner tent
- Hi-Vis guylines
- Storm strap attachment points

### Model

Turismo XLS2

### Height Range

180-240cm



### Connects directly to the vehicle by:

- 4mm/6mm twin piping (inc) • Storm Straps
- Pole & Clamp • Magnetic-Connect Kit



### Colour - Graphite/Ivory



### Optional Extras:

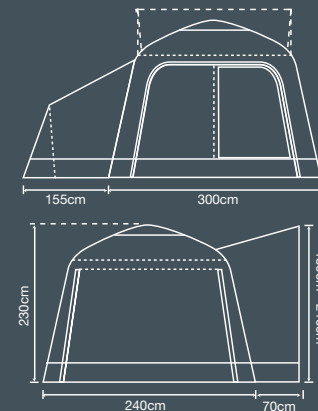
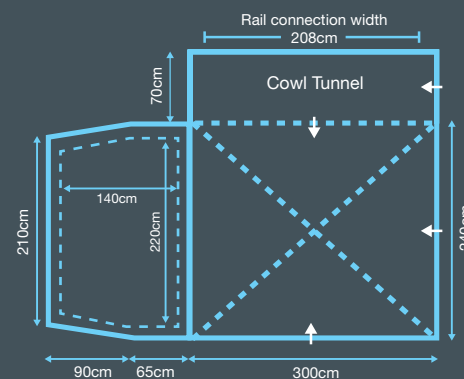
- Footprint Groundsheet
  - Snug Rug
  - Driveaway Kit
  - Lumi Link Lighting system
- Weight - 15.5kg  
Pack Size - 68x33x33cm



Canopy poles available as an optional extra.

## ...Created for adventure

A fibreglass poled driveaway awning complete with a two-berth inner tent for extra sleeping space outside of your campervan or motorhome. The Turismo XLS<sup>2</sup> features zip-up canopy style doors and comes with a separate groundsheet and clip-in curtains for extra privacy.





# TURISMO AIR

DRIVEAWAY // CAMPERVAN - MOTORHOME

## Main Features

- 100HDE fabric
- 3000mm hydrostatic head
- Inflatable twin tube Oxygen Air Frame
- Fully taped waterproof seams throughout
- Left hand side fully zip back door
- Zip back front door
- Rear cowl access door
- Toggle in curtains
- Crystal clear windows
- Twin awning piping (4mm & 6mm)
- Fully sewn-in waterproof PE groundsheet
- Hi-Vis guylines
- 2 berth sleeping inner tent hanging points
- Lumi-Link and Up/Down lighter compatible

### Model Height Range

|                     |           |
|---------------------|-----------|
| Turismo Air Low/Mid | 180-240cm |
| Turismo Air High    | 240-290cm |



### Connects directly to the vehicle by:

- 4mm/6mm twin piping (inc) • Storm Straps
- Pole & Clamp • Magnetic-Connect Kit



### Colour - Graphite/Ivory



### Optional Extras:

- Footprint Groundsheet
- Snug Rug
- Driveaway Kit
- 2 berth sleeping inner
- Lumi Link & Up/Down Lighter systems

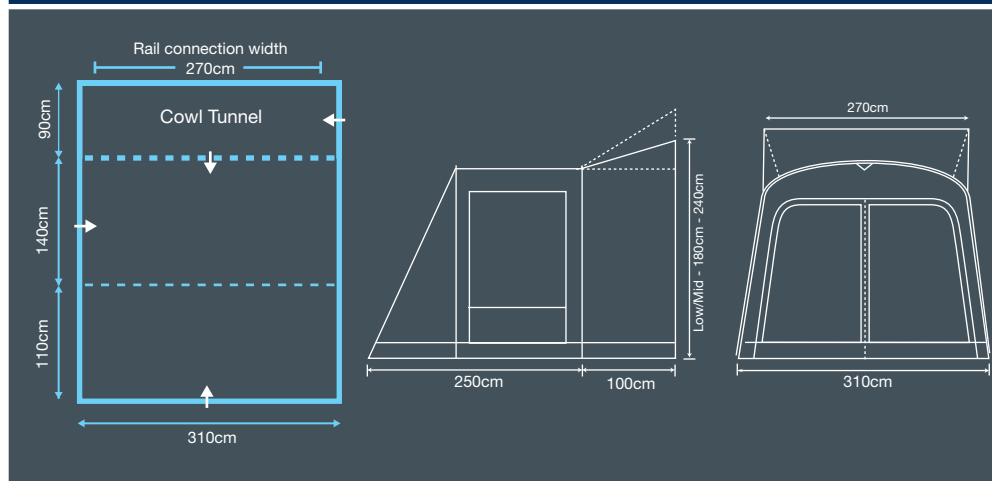
Weight - 10.5kg  
Pack Size - 72x31x31cm



Full side door mesh ventilation/insect screen panel.

## ...Created for adventure

Following on from the success of our pole framed Turismo, the Turismo Air driveaway awning is quickly and effortlessly inflated to provide the much needed extra space adjacent your campervan or motorhome. Ventilation has been added to the awning in the form of mesh in the upper internal cowl door, for increased breathability. The awning comes complete with a clip-in groundsheet and clip in curtains for extra privacy.





# TURISMO

DRIVEAWAY // CAMPERVAN - MOTORHOME

## Main Features

- 100HDE Hex fabric
- 3000mm hydrostatic head
- Lightweight fibreglass pole frame
- Fully taped waterproof seams throughout
- Left hand side fully zip back door
- Zip back front door
- Toggle in curtains
- Crystal clear windows
- Twin awning piping (4mm & 6mm)
- Fully sewn-in waterproof PE groundsheet
- Hi-Vis guylines
- 2 berth sleeping inner tent hanging points
- Lumi-Link compatible

### Model

Turismo Low/Mid

### Height Range

180-240cm



### Connects directly to the vehicle by:

- 4mm/6mm twin piping (inc)
- Storm Straps
- Pole & Clamp
- Magnetic-Connect Kit



Colour - Graphite/Ivory



### Optional Extras:

- Footprint Groundsheet
- Snug Rug
- Driveaway Kit
- 2 berth sleeping inner
- Lumi Link lighter system

Weight - 9.6kg

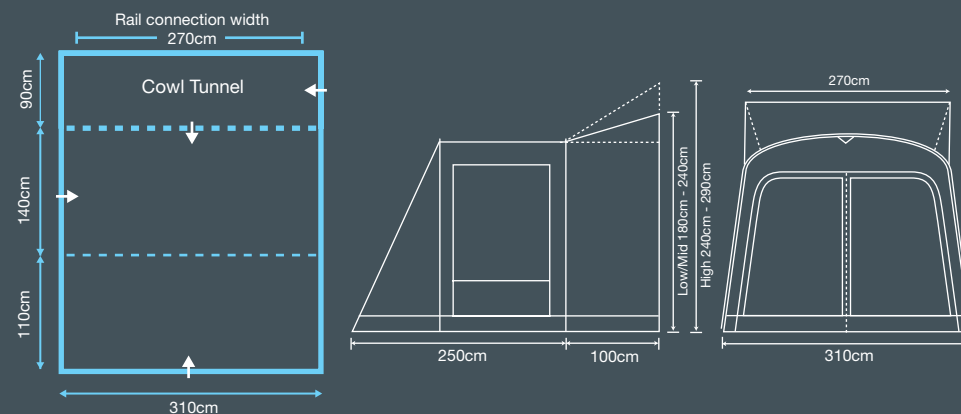
Pack Size - 75x32x26cm



## ...Created for adventure

The Outdoor Revolution Turismo is a fibreglass pole and sleeve driveaway awning to attach to a vehicle. Included with the awning is a clip-in groundsheet and clip in curtains, for extra privacy. Breathability is vitally important in all our awnings, which is why we have added extra ventilation in the form of mesh ventilation to the upper internal cowl door.

Full side door mesh ventilation/insect screen panel.





# TECH-LINE CANOPY

CAMPERVAN - MOTORHOME - CARAVAN

## Main Features

- 180HDE fabric
- 4000mm hydrostatic head
- Robust height adjustable steel pole
- Fully taped waterproof seams throughout
- Left and right hand side fully zip back doors
- Adjustable height peg down points
- Crystal clear windows
- Twin awning piping (4mm & 6mm)
- Front triangular adjustable angle wind shields
- Reflective strips to left and right hand sides
- Reflective guylines
- Available in 3 height ranges to suit all vehicles including motorhomes, campervans & caravans

### Model Height Range

|                           |           |
|---------------------------|-----------|
| Tech-line Canopy Lowline  | 185-220cm |
| Tech-line Canopy Midline  | 220-255cm |
| Tech-line Canopy Highline | 255-305cm |



Connects directly to the vehicle awning rail by:

- 4mm/6mm twin piping (inc)

Colour - Graphite/Warm Grey



Weight - 7kg

Pack Size - 75x21x15cm

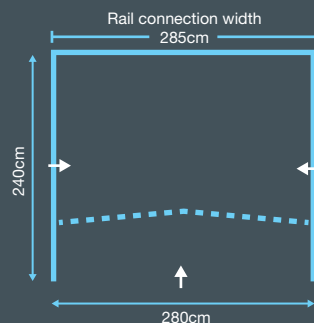
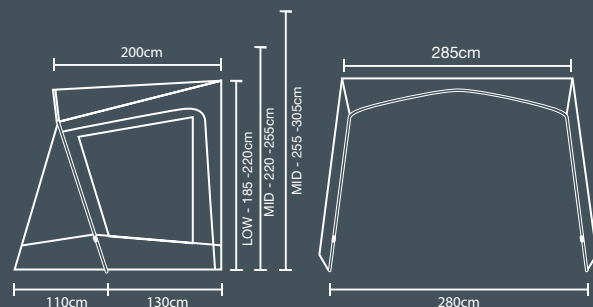


## ...Created for adventure

Outdoor Revolution's Tech-line Canopy is made from a waterproof 180HDE fabric, and a single adjustable steel pole frame. It has been designed to fit caravans, motorhome and campervans with its 3 heights options: Lowline, Midline and Highline. It provides the ideal accessory outside of your vehicle for cooking or sheltering under. Features include zip-back side doors with clear PVC windows for versatile accessibility.



Side doors can be fully zipped and tied back.





# SPORT-LINE CANOPY

CAMPERVAN

## Main Features

- 180HDE fabric
- 4000mm hydrostatic head
- Robust height adjustable steel pole
- Fully taped waterproof seams throughout
- Left and right hand side fully zip back doors
- Full front zip across door
- Toggle in privacy curtains
- Adjustable height peg down points
- Crystal clear windows
- Twin awning piping (4mm & 6mm)
- Front triangular adjustable angle wind shields
- Reflective strips to left and right hand sides
- Reflective guylines
- Includes peg down removeable PE groundsheet
- Suitable for campervans

### Model

Sport-line Canopi Lowline

### Height Range

185-220cm



Connects directly to the vehicle awning rail by:

- 4mm/6mm twin piping (inc)

Colour - Graphite/Warm Grey



Weight - 8kg

Pack Size - 75x21x15cm

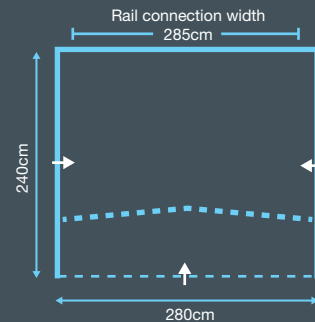
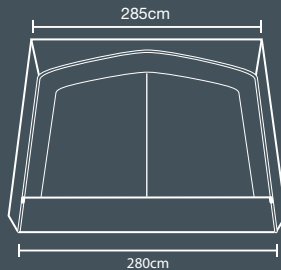
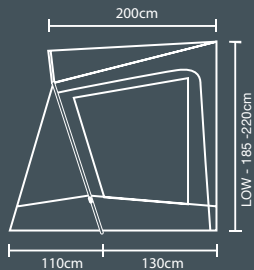


## ...Created for adventure

The Outdoor Revolution's Sport-line Canopi is designed for campervans and is made from a waterproof 180HDE fabric, and a single adjustable steel pole frame. The canopy features clear PVC windows and zip-back side doors. Features include zip back front and side doors with clear PVC windows and privacy curtains. With its separate removable peg down PE ground sheet, the Sport-line canopy is a truly versatile and must have campervan awning/canopy.



Full zip across front door..



Toggle in curtains to all windows for total privacy.





# SCREENHOUSES *...Hot lazy days*

The Outdoor Revolution pop up screenhouse range, based on three models in three sizes, is the ideal summer shelter for keeping you cool out of the sun and in the shade for relaxing in the garden or as an additional gazebo shelter alongside your caravan, campervan or tent whilst on holiday.

The robust, easy erect pop up frame system is designed for simplicity, speed and rigidity; enabling the structure to be taken out of the bag and pitched in less than one minute. Then it's simply a case of pegging down the base and guylines and your shelter is ready to kick back and relax inside with friends and few cool drinks.

Thanks to the advanced PU coating, the roof fabrics used on the Outdoor Revolution screenhouses boast a hydrostatic head rating of 3000mm, giving ample UV and weather protection with fully taped waterproof seams. The easy erect pop up frame features the Outdoor Revolution hub system, quality built for durability and years of use with its solid, built to last fibreglass frame.

The Outdoor Revolution signature Phoenix mesh material is used to ventilate your screenhouse, keeping you cool inside with complete unrestricted air flow whilst keeping out insects. Perfect for cooking inside as the ventilated mesh panels help to eliminate condensation whilst taking away any cooking smells (whilst taking care to keep heat sources at a safe distance from the sides and roof).

The perfect summer shelter for both home and away...

SCREENHOUSE 4



SCREENHOUSE 5



SCREENHOUSE 6





# SCREENHOUSE 4

POP UP SUN SHADE GAZEBO

## Main Features

- 100HDE high density all weather lightweight fabric
- 3000mm hydrostatic head
- Fibreglass frame pop up system
- Fully taped waterproof seams in the roof area
- Phoenix mesh ventilated side panels
- Hi vis guylines with adjusters
- Separate fitted peg down groundsheet
- Zip around full front door
- Lumi-Link compatible
- Includes peg set and repair kit

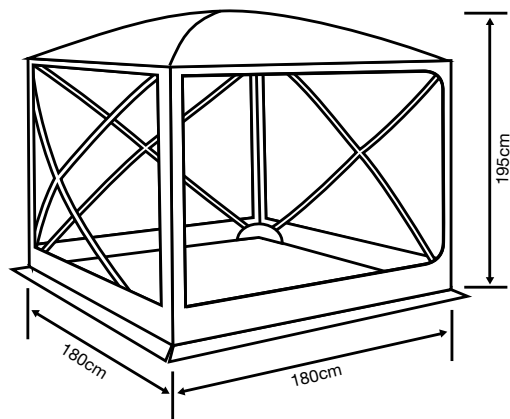
Colour - Warm Grey/Lime Green



| Model         | Width | Depth | Height | Weight | Pack Size   |
|---------------|-------|-------|--------|--------|-------------|
| Screenhouse 4 | 180cm | 180cm | 195cm  | 9.5kg  | 178x22x18cm |

### Optional Extras:

- Lumi Link LED tube lighting kit
- Side Privacy panel kit (pack of 2 panels)



Side panel privacy kit (2 panels) cuts out any drafts.



Screenhouse 4 - A perfect compact pop-up mesh gazebo providing shade from the sun with mesh panels to keep cool.



# SCREENHOUSE 5

POP UP SUN SHADE GAZEBO

## Main Features

- 150HDE high density all weather lightweight fabric
- 3000mm hydrostatic head
- Fibreglass frame pop up system
- Fully taped waterproof seams in the roof area
- Phoenix mesh ventilated side panels with diamond clear PVC window
- Hi vis guylines with adjusters
- Separate fitted peg down groundsheet
- Zip around full front door
- Lumi-Link compatible
- Includes peg set, repair kit & carry bag

NEW  
FOR 2020



Screenhouse 5 - The perfect summertime pop-up gazebo sun shelter.

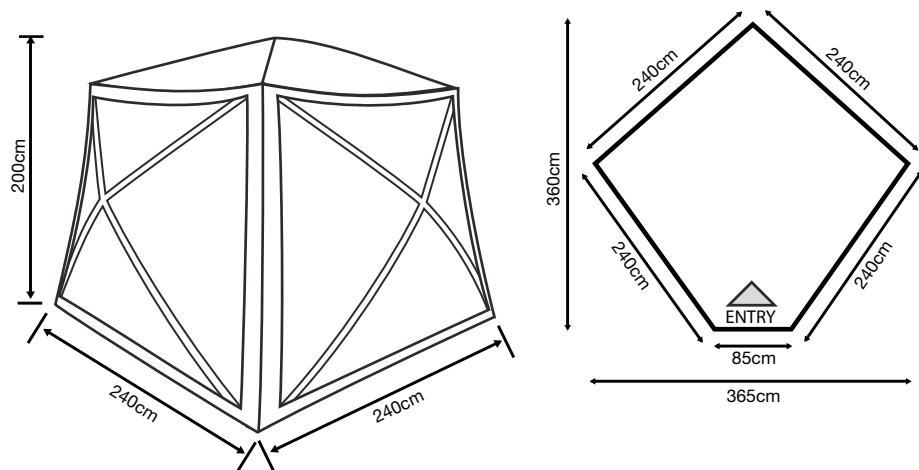
Colour - Warm Grey/Lime Green



| Model         | Width | Depth | Height | Weight | Pack Size   |
|---------------|-------|-------|--------|--------|-------------|
| Screenhouse 5 | 360cm | 365cm | 200cm  | 12.8kg | 191x21x21cm |

## Optional Extras:

- Lumi Link LED tube lighting kit



Screenhouse 5 - Zip back fly screen mesh door.



# SCREENHOUSE 6

POP UP SUN SHADE GAZEBO

## Main Features

- 150HDE high density all weather lightweight fabric
- 3000mm hydrostatic head
- Fibreglass frame pop up system
- Fully taped waterproof seams in the roof area
- Phoenix mesh ventilated side panels
- Hi vis guylines with adjusters
- Separate fitted peg down groundsheet
- Zip around full front door
- Lumi-Link compatible
- Includes peg set, repair kit & carry bag



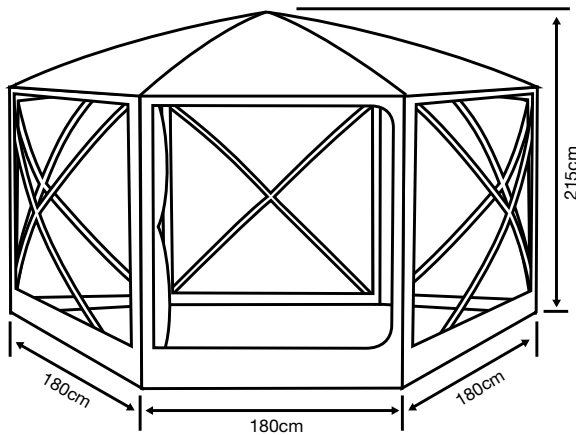
Colour - Warm Grey/Lime Green



| Model         | Width | Depth | Height | Weight | Pack Size   |
|---------------|-------|-------|--------|--------|-------------|
| Screenhouse 6 | 360cm | 360cm | 215cm  | 14.6kg | 182x22x22cm |

### Optional Extras:

- Lumi Link LED tube lighting kit
- Side Privacy panel kit (pack of 2 panels)



Screenhouse 6 - The perfect summertime pop-up gazebo sun shelter with plenty of space for a group gathering.



## COOL WINDBREAKS

FLORELLE

APACHE

AZTEC



Set of 4 cool camping 4 pole windbreaks. Available in Florelle, Apache & Aztec.

### Main Features:

- Fabric: Polyester
- 4 poles with 4 design option panels
- Size: 400mm x 110mm
- 4 quality 23mm dia, 130cm long wooden poles with steel caps and spikes.
- Coordinated printed polyester bag with webbing carry handle and draw string

## MOVELITE WINDBREAK



The Movelite, 4 poled windbreak is designed to compliment the latest range of Movelite driveway awnings for 2019. Constructed from 4 sturdy take apart steel poles with our premium 480 HDE double ripstop polyester fabric in graphite and ivory colours. The windbreak also incorporates clear PVC panels, peg down bungee loops, reflective taping and comes complete with 6 reflective guylines and steel pegs.

Colour - Graphite/Ivory  

Fabric - 480 HDE double ripstop polyester  
Poles - Steel take apart poles in graphite grey  
Window: Clear PVC  
Size - Width: 500cm x Height: 140cm  
Complete with carry/storage bag



# PRONTO WINDBREAK

FAST ERECT POP UP WINDBREAK

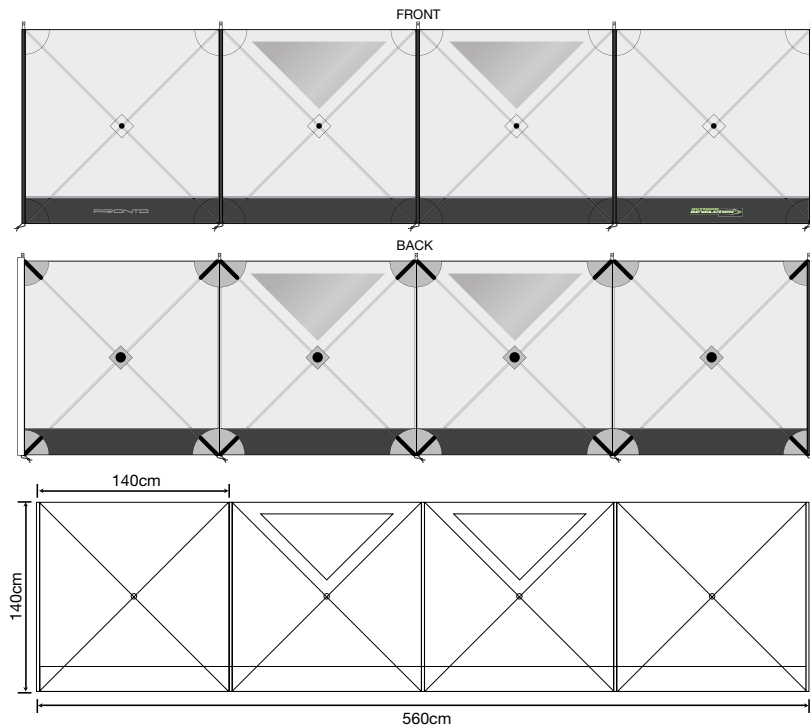
INTRODUCING THE QUICKEST AND EASIEST ERECT WINDBREAK - EXCLUSIVE TO OUTDOOR REVOLUTION

## Main Features

- Exclusive Outdoor Revolution (*registered design*)
- 480HDE, double ripstop high density all weather premium fabric
- Lightweight fibreglass pole pop up quick erect system
- Sturdy fibreglass upright stability poles
- Clear PVC windows to 2 panels
- 6mm Kader piping to left side edge for caravan attachment
- Elasticated bungee peg down points to the base of each pole
- Includes carry/storage bag, guylines & steel peg set

Colour - Graphite/Silver Grey

| Model  | Panel | Length | Height | Weight | Pack Size   |
|--------|-------|--------|--------|--------|-------------|
| Pronto | 140cm | 560cm  | 140cm  | 9kg    | 107x24x32cm |



NEW  
FOR 2020



# ACCESSORIES

Essential quality branded camping accessories

## Innovation, quality & something new...

Here at Outdoor Revolution, we pride ourselves on always offering our customers something different, but always with quality and functionality in mind. Some of our best products have been invented and designed specifically by us through our commitment to innovate and to offer something that no one else has thought of.

Our acclaimed 'Lumi' range of camping lighting offers everything from LED strip lighting to our exclusive design registered 'Up/Down' shade lighting for use with the Lumi light. For 2020 we have extended our popular range of mosquito killer lights with 2 additional exclusive models including a collapsible travel model.

For this coming season our furniture range sees some new models including bench table and seating along with new camp beds and chair models. Check out the new Campese inflatable multifunctional sofa bed (page 40) and the awesome Pronto Pop Up Windbreak (page 39).

So whatever your accessory needs, from tent pegs to windbreaks; we pretty much have it covered.

**OUTDOOR  
REVOLUTION**  
WWW.OUTDOOR-REVOLUTION.COM





# THULE WINDOUT AWNING CANOPY

New from Outdoor Revolution, the Reimo rail Thule wind out awning canopy. A removeable wind out awning designed to fit to an existing Reimo Rail by easily installed mounting brackets. The awning can be easily removed when not required.

## Features:

- Removeable awning with holder for Reimo multi rail
- Can be removed from the vehicle quickly and easily
- Variants for mounting on the right and left side of the vehicle
- Complete with Thule awning 4900 mounting adaptor, hand crank and rubber seal



# SNUG RUGS



The new design Trio Snug Rug Camping Carpet is a specially designed carpet to fit campervan / motorhome awnings & tents. They are made from a soft comfortable material with a waterproof thermal backing. The carpets are trimmed and branded with the Outdoor Revolution Trio Striping and comes packed in a Luxury Cabin Bag.

Available in sizes to fit most models





NEW  
FOR 2020

# NIGHTFALL SINGLE AIR MATTRESS

INFLATABLE AIR MATTRESS WITH AN INTERNAL MANUAL AIR PUMP SYSTEM

The Outdoor Revolution Nightfall air mattress is a high-tech lightweight TPU luxury single air bed, offering premium quality, strength, comfort and convenience. Incorporating its own internal manual pump inside the pillow; simply inflate by opening up the valve and pressing repeatedly down firmly on the pillow until the desired firmness is achieved. Also incorporates side snap fasteners, allowing you to join to another bed, creating a double mattress. A perfect no fuss air bed for lightweight camping, also makes a perfect luxury topper mattress for camp beds and bunks.

**Main Features**

- Soft touch coated TPU material
- Ergonomic comfort contour design
- Internal manual inflation pump system
- Snap fastener connection system
- Includes a draw string pouch bag
- Size - 200cm x 65cm x 10cm





## CAMPING BUNK BED / SINGLE BEDS



The Outdoor Revolution Camping bunk bed is a robust steel framed portable full size adult bunk bed which when collapsed can be stored and transported in a rugged, compact carry holdall. The versatile design enables the bed to be assembled as either a bunk bed or as two individual single beds.

Robust steel frame with graphite powder coated paint finish  
Assembled bunk bed size: 187 x 70 x 90cm  
Assembled single bed size: 187 x 70 x 28cm  
Total bunk bed weight: 18.5kg  
Product loading: 120kg per bed  
Steel tube size: 21.5mm dia / 25mm dia  
Pack size: 84x33x19cm  
Fabric specification: 600D PVC interwoven fabric



### TWIN BUNK CONVERTS INTO 2 SINGLE BEDS





# CAMPESE PREMIUM INFLATABLE CAMPING FURNITURE

The Outdoor Revolution Campese inflatable furniture range is a stylish, contemporary addition to any family tent, driveaway, or caravan awning, creating a comfortable home from home space to kick back and relax.

Available in the range are both single and double inflatable sofas and an inflatable footrest. The strength and rigidity in the furniture's exterior fabric cover make it comfortable and supportive, just like a regular sofa. The furniture is inflated through the inner air chamber and covered with a second layer durable polyester fabric that can be easily wiped clean.



We recommend the Outdoor Revolution DC 12v Electric Air Pump as the perfect partner to inflate your inflatable furniture.

## TWO SEATER SOFA



## ARM CHAIR



## FOOTREST



Image shows the interior of a Movelite T5



## CAMPESE (5 in 1) INFLATABLE SOFA BED

The Campese inflatable sofa bed (*design registered*) is the latest addition to the popular Outdoor Revolution Campese premium inflatable camping furniture range. Designed as a multifunctional piece of camping furniture, the Campese sofa bed can be used in up to 5 different ways, making it the most innovative, multifunctional and value for money pieces of inflatable camping furniture on the market today. The clever zip and Velcro webbing strap system makes configuring it to how you want it, quick and easy. It can be used as a 2 seat high or 2 seat low sofa, a full sized luxury adult bed with a headboard back, 2 single child's air beds, a child's single double height air bed or a compact double bed.

Constructed with a luxurious exterior fabric cover, which gives rigidity, comfort and support, the Campese sofa bed offers a truly home from home luxury to add your Outdoor Revolution camping experience.



Luxury 2 seat inflatable sofa.



Full size adult double air bed.



Single child's air beds.



Double height child's single air bed.



## SORRENTO LOUNGER

## PREMIUM TABLE

## PREMIUM XL TABLE



The Sorrento Lounger is an adjustable reclining lounging chair with various positions to provide the most comfortable and relaxing position for you. It folds up flat to make it easier for storage when not in use.

Graphite Steel Frame  
Adjustable Back and Legs  
600D PVC padded Fabric



Free Compact Side Table  
Size: 53cm x 50cm x 51cm  
Weight loading: 100kgs



The Premium Table has been designed to complement the range of Outdoor Revolution furniture and is now available in both standard and the new XL size. The Wood Grain Surface gives the table a contemporary look. The aluminium locking legs have a matt finish and fold completely flat, making the table very easy to store and transport.

Standard Premium Table  
Standing Size: 90cm x 60cm x 72cm  
Folding size: 90cm x 60cm x 10cm

Premium Table XL  
Standing Size: 112cm x 80cm x 72cm  
Folding size: 112cm x 80cm x 10cm





## SAN REMO CHAIR



The San Remo Chair is a suspension chair with numerous adjustable back settings from upright to laying nearly flat. This chair includes a free clip on, side cup holder table.

Matt Graphite Aluminium Frame  
Adjustable Back  
600D PVC padded Fabric  
Free Compact Side Cup Table

Open Size: 118cm x 62cm x 74cm  
Folding Size: 111cm x 62cm x 9cm  
Total Weight: 5.2kg  
Maximum Capacity: 120kg  
Optional Extra: Footstool

## SAN REMO FOOTREST



The Clip on Footrest is designed to fit the San Remo and Napoli chair, complementing the Outdoor Revolution furniture range. The footstool offers extra comfort for those days when you just want to kick back and relax.

Matt Graphite Aluminium Frame  
600D PVC padded Fabric  
Fits Napoli and San Remo Chairs

Size: 90cm x 48cm x 31cm  
Weight loading: 30Kgs

## SIENNA CHAIR



The Sienna is a robust and compact folding camp chair with a multi- position reclining backrest. The steel frame provides a very sturdy feel to the chair which is rated to 100kg max loading. Extra wide feet help to prevent groundsheets damage. Further features include a rear mesh pocket and retractable drinks holder. Complete with carry bag.

Graphite Steel Frame  
Adjustable Back and Legs  
600D PVC padded Fabric

Open size: 55cm x 47cm x 48/99cm  
Folded size: 33cm x 13cm x 93cm  
Weight loading: 100Kgs





## PREMIUM LOUNGER

NEW  
FOR 2020



The new Premium Lounger is designed to double up as a comfortable camp bed. Being higher than standard camp beds it is ideal for people who prefer being higher off the ground to aid getting on and off. With its adjustable backrest, it makes a perfect lounge/camp bed double up option.

Heavy duty aluminium frame  
Adjustable Backrest  
600D PVC padded Fabric  
Graphite powder coated finish

Padded headrest cushion  
Open Size: 210cm x 70cm x 49cm  
Total Weight: 7.3kg  
Maximum Capacity: 120kg



## ALU AIR MESH CHAIR

NEW  
FOR 2020



Designed for comfort and breathability, the Alu Air Mesh Chair is constructed from a durable lightweight aluminium frame with a graphite anodised finish. The chair fabric is designed for comfort and warmth, while at the same time being highly breathable, preventing the seat and back from getting clammy on warm days

Sturdy lightweight aluminium frame with an anodised finish  
Weight loading: 100kg  
Air mesh padded fabric cover with textilene back  
Size - 75cm x 47/60cm x 46/117cm  
Weight 3.93KG



## VICENZA LUX CHAIR



FREE  
SIDE TABLE

The Vicenza Lux Chair is a dark grey adjustable back chair and comes with a removable padded head rest.

Matt Graphite Aluminium Frame  
Adjustable Back  
600D PVC padded Fabric  
Free Compact Side Cup Table

Size: 47cm x 42cm x 46cm  
Weight loading: 100kg  
Optional Extra: Footstool





## VICENZA FOOTREST



## PALERMO CHAIR



**FREE**  
SIDE TABLE

## PALERMO FOOTREST



The Vicenza Footrest is designed to fit and match the Vicenza Lux chair. The clever easy fit connection system allows for the quick and secure fitting of the footrest to the chair.

Matt Graphite Steel Frame  
600D PVC Polyester Fabric  
Fits the Vincenza Lux Chair

Size: 90cm x 48cm x 31cm  
Weight loading: 30Kgs

The Palermo Chair is a dark grey textilene adjustable back chair and comes with a removable padded head rest.

Matt Graphite Aluminium Frame  
Adjustable Back  
Washable Weatherproof Textilene Fabric  
Free Compact Side Cup Table

Size: 47cm x 42cm x 46cm  
Weight loading: 100kg  
Optional Extra: Footstool

The Palermo Footrest is designed to fit and match the Palermo Textilene chair. The clever easy fit connection system allows for the quick and secure fitting of the footrest to the chair.

Matt Graphite Steel Frame  
Washable Weatherproof Textilene Fabric  
Fits the Palermo Textilene Chair

Size: 90cm x 48cm x 31cm  
Weight loading: 30Kgs





## CAMP KITCHEN STAND



The Camp Kitchen Stand is a must have accessory for 2019. The perfect size kitchen for any camping holiday. It has two compartments one with one shelf and the other with two shelves. This sturdy unit has an aluminium top and windshield that pegs in. The unit folds flat and is stored in a carrying bag.

19mm Steel tube frame  
500D Plain PVC fabric  
Four Shelves

Aluminium elasticated top  
Packs in to carrying bag  
Size: 87cm x 50cm x 80cm



## CAMP WARDROBE



The Camp Wardrobe is a perfect storage unit for camping and caravanning. It has three shelves and a sturdy steel frame, plus it is collapsible and folds away flat in to a carry bag for easy transportation and storage.

19mm Steel tube frame  
500D Plain PVC fabric  
Three shelves

Wood grain surface top  
Packs in to carrying bag  
Size: 60cm x 51cm x 101cm



## PREMIUM WARDROBE




The Premium Wardrobe is a king sized camping wardrobe with lots of space for hanging clothes with 4 shelf compartments.

Sturdy collapsible steel frame construction  
Rear ventilation mesh panels  
Steel clothes hanging rail  
Wood grain surface top and rigid shelf bases  
Packs in to carrying bag  
Assembled size: 90cm x 48cm x 141cm





## PREMIUM CAMP BED



The Premium Camp Bed is a high quality camp bed boasting features usually found in much higher priced camp beds. The luxurious padded top cover provides blissful comfort for a great nights sleep, whilst the adjustable reclining backrest feature makes the bed ideal for a spot of daytime relaxing with a good book. The sturdy steel frame is complemented with extra wide foot pads to protect your groundsheet. For storage and easy transportation the bed folds completely flat and fits neatly into its own carry bag.

Matt Graphite Steel Frame  
Fabric: 500D Premium Padded PVC Polyester  
Soft padded comfort head pillow

Multi- Position Adjustable Back Rest  
Folds Flat with Extra Wide Feet Pads  
Size: 213 x 79 x 31cm / Net Weight: 10.12kg



## FOLDING TABLE AND BENCH SET



The folding table and bench set is constructed from a sturdy aluminium frame which folds down and packs away into itself so that it is compact, easy to carry, transport and store away its own carry bag. Designed to comfortably sit 4 people with a maximum bench seat static load bearing capacity of 200kg per bench.

Heavy duty aluminium frame construction  
Wipe clean laminated 5mm MDF table top & bench top  
Matt graphite finish frame with texture pattern tops  
Table & benches fold flat for storage & transportation

Carry bag included  
Table size - 90cm x 60cm x 70cm  
Bench size - 87cm x 30cm x 40cm  
Packed away size - 90cm x 8cm x 60cm





## PVC DOOR MAT



Outdoor Revolution PVC camping door mat with raised stipples to clean off and trap mud from muddy footwear, helping to keep your tent or awning floor clean.

- Embossed logo design
- Made from durable PVC
- 5.8mm thickness
- Size: 46cm x 32cm

## 20 PCE MELAMINE SET



Cool Camper design 20 piece melamine set. Classic campervan design dinner set which will brighten up any camp table. Made from 100% quality melamine. Dishwasher safe.

- 5 x dinner plates - 10" (25cm)
- 5 x side plates - 8" (20cm)
- 5 x breakfast bowls - 6" (15cm)
- 5 x mugs - 33cl



## AIR POD INNER TENT



**OXYGEN**  
AS FINE

The Air Pod Inflatable Inner Tent is the perfect sleeping solution for unexpected or last minute guests. The versatility of this inflatable inner tent allows it to be placed anywhere inside your caravan awning, driveaway awning or tent. Constructed using Dura-tech single point inflation technology with Dura-welded low diameter air tubes; this clever inner tent can be inflated and placed in position in a matter of seconds. Nothing could be quicker or simpler! Incorporating our acclaimed Phoenix Mesh zip back front panel for added breathability, cool grey Micro Polyester fabric, internal accessory pockets, Lumi-Lite lantern hanging point and waterproof PE sewn groundsheet.

Fabric - Cool Grey Micro Polyester

Ventilation - Phoenix Mesh

Size - Width: 210cm x Depth: 135cm x Height: 115cm

Weight - 2.6kg

Pack Size - 60x33x31cm





## ELECTRIC ECO HEATER



The Electric Eco Heater is a compact fan heater, designed for heating small spaces such as tents & caravan awnings. The perfect cold weather camping companion. Can also be used as a fan without heating to aid air circulation.

- 220-240V~50Hz 600W/1200W
- Digital control with variable heat setting
- Knock over cut out safety trip switch
- Oscillating cylinder design
- 360 degree warm/cool air output
- Automatic overheat protection
- Timer function
- Weight - 1.35kg
- Size - 17.6cm x 29.8cm



## DC 12v ELECTRIC AIR PUMP



Designed specifically for inflating air mattresses and inflatable furniture (Campese Furniture), the Outdoor Revolution DC 12v Electric Air pump is a compact low pressure fan air pump that packs enough power to quickly inflate any large volume inflatable camping product. Complete with a set of 3 universally fitting nozzles, the pump is compatible with pretty much every inflatable air mattress or inflatable chair on the market. Powered by connecting to your vehicles DC 12v volt cigarette lighter power point though is 180cm power lead and power adaptor.

This clever little air pump can even be set to deflate. Handy when you need to get out every last bit of air from your inflatable for packing away.

## JET-STREAM TWIN PUMP



**JET-STREAM TWIN**  
COMPACT HIGH PRESSURE TWIN TURBO AIR PUMP

The Outdoor Revolution Jet Stream twin pump is a compact and speedy high pressure air pump, designed specifically for inflating your air tent or air awning at nearly twice the speed of its smaller version. The pump can be set at the desired PSI setting and will automatically cut off once the correct pressure is reached, preventing tube damage often caused by over inflation. The pump also features twin 5v USB charging points for mobile phones or other Outdoor Revolution USB charging products. Complete with a set of valve adaptors to fit most brands of air tent products. Also features a 5m retractable cable which is housed neatly inside the main unit.



# LUMI-LINK LED TUBE LIGHTING SYSTEM



## Main Features:

- 3 x In-Line Connecting Micro LED Tube Lighting
- 7 Phase Light Strength Settings from Soft Ambient to Full on Brightness
- In line or Remote Controller
- Choice of 3 power source options included - Mains Adaptor, 12v Car Lighter Connector or USB cable
- 2 x Extension Leads
- Cloth Tube Light Bag plus Protective Hard Tube Storage Case



Brand new and exclusive to Outdoor Revolution, the Lumi-Link lighting system has been designed to be completely compatible with all 2018 onwards model Outdoor Revolution tents. All 2018 onwards models have been fitted with Velcro attachment points to attach the LED tube lights. These fantastic lights come complete with a handy remote control and an in line control switch that can turn the lights on and off or alter the brightness settings up or down. This innovative product is the perfect accessory to create a comfortable atmosphere in any Outdoor Revolution tent.





# UP-DOWN LIGHTER LIGHTING SYSTEM



Compatible with LUMI-LITE

Exclusive to Outdoor Revolution; this fantastic lighting system has been designed to be compatible with 2018 onwards model Outdoor Revolution driveaway air tents. All 2018 onwards air frame models have been fitted with Velcro attachment points to attach the up/down lighter shades. The light is turned on and placed inside the shade in either an upward or downward lighting position. This innovative design creates the perfect atmosphere to match the style and sophistication of the product.

## Main Features:

- Creates a cosy evening ambience to your tent
- Reflective Up lighter Shades packaged in pairs
- Material: 600HD light grey polyester outer fabric with Light Reflective Photocell material inside
- Easily attached to all 2018 onwards Outdoor Revolution awnings / tents & driveaway air tubes with pre located stitched in Velcro points.
- To be used with the Outdoor Revolution Lumi-Lite (Sold Separately)
- Can be used either as an up lighter or down Lighter



Shown with LUMI-LITE





## LUMI-LITE



### LUMI LITE

USB CAMPING LANTERN

Handy waterproof USB charging powerful LED lights are the perfect accessory for any caravanning or camping trip. The small silicone loop doubles as a hanging loop & USB charging connector.

- Up to 8 hours of life with one single full charge (based on the eco setting)
- Compatible with the exclusive all new Outdoor Revolution UP/DOWN Lighter lighting system.
- 3 Brightness settings / Waterproof
- USB Charging - Compatible with the USB 12v Charging Hub

## LUMI-MOSI



### LUMIMOSI

USB LANTERN / MOSI KILLER

Updated for 2019; the Lumi-Mosi light is a USB charging light with a mosquito / midge UV killer in one unit. A small hook enables the light to be hung anywhere, either inside or outside.

- 2 in 1 LED Light & Mosquito killer
- New amber mosi safe light mode that does not attract mosquitos or midges
- Rain proof
- 3 Brightness settings
- USB Charging - Compatible with the USB 12v Charging Hub. Complete with charging cable
- Fold out hanging hook

## 5 IN 1 LUMI FAN



### LUMI FAN LITE

USB LANTERN / FAN / SPOTLIGHT

A clever 5 in 1 USB charging lantern, fan and spot light that can be used either on a flat surface or can be hung from a lantern hanging point in your tent or awning.

- LED lantern light with 3 brightness settings
- Pivoting LED spot light with 3 brightness settings
- Pivoting air circulating fan with 3 speed settings
- USB Charging - Compatible with the USB 12v Charging Hub. Complete with charging cable
- Built in power bank charger for mobile phones
- Fold out hanging hook

## LUMI SOLAR LANTERN



### LUMISOLAR LANTERN

AUTOMATIC SOLAR CHARGING

Eco friendly solar charging automatic LED lantern with 3 brightness settings. The lantern can be set to automatically turn on by itself in the evening when the outside light fades. The lantern can be used on flat surface or hung from its hanger

- 3 brightness settings
- Solar charging
- Rain proof
- Lantern hanger





## MOSI KILLER LANTERN



### LUMIMOSI LANTERN COLLAPSIBLE MOSI LANTERN

The perfect lantern light for those summer nights when mosquitos and midges are out in force. Built in to the lantern is a pop out mosquito killer which quickly dispatches any unfortunate flying nasty that is attracted to the light. The mosquito killer can be used independently inside your tent during the night to mop up any biting nasty that might want to prey on you whilst you sleep.

- 3 lantern light setting
- Amber mosi safe light mode that does not attract mosquitos or midges
- USB charging
- Built in USB power bank charging
- Pop out mosi killer
- Lantern hanger



## TRAVEL MOSI KILLER



### USB CHARGING COLLAPSIBLE TRAVEL MOSI KILLER

The perfect compact mosquito killer companion for camping and travelling abroad where mosquitos and midges are a concern. This USB charging UV mosquito killer collapses down to only 9cm x 5cm and weighs less than a mobile phone. The perfect size for slipping into your hand luggage. When in use, simply expand the 3 section cage to its full size and switch on the UV LED lights for a full 8 hours operating time when fully charged. The killer is fitted with a clever pop out hanging hook to allow it to be hung in a convenient position in your tent or awning.

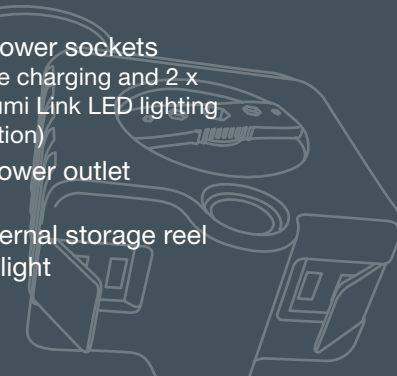
## USB CHARGING HUB



### USB CHARGING HUB 12V - 4 POINT USB POWER HUB

Brand new innovative product, moving with today's technology. Essential for charging modern smart phones, tablets, LED lighting whilst camping. The unit is powered by connecting to your vehicle's 12v power outlet.

- 4 x USB charging / power sockets (2 x 5v for mobile phone charging and 2 x 12v for powering the Lumi Link LED lighting kit through the USB option)
- 1 x 12v extension / power outlet
- Compact design
- Wind in cable tidy internal storage reel
- Power indicator LED light





## TECH PEGS




The Tech-Peg is a technical tent peg, designed with a tough double sided peg head for holding guy lines and pegging down points safely and securely. The twisted nail shaft helps to achieve a better grip and easier insertion into awkward ground. Sold conveniently in their own durable storage box with integrated peg cleaner in the box lid for cleaning dirty pegs before putting them away.

## STORM KIT



The Deluxe Storm Kit incorporates all you need to secure your awning or tent in awkward, stormy conditions. The kit includes 15 Tech-Pegs for easy pegging and firm hold, 2 adjustable Endurance Storm Straps and a cleverly designed, curved handled mallet, ergonomically designed to aid when placing pegs at awkward angles.

## ANGLE MALLET



The Angle Mallet is cleverly designed to help place pegs into the ground at the correct angle. The weighted mallet head makes light work of placing pegs into hard ground. Incorporating a handy peg puller at the end of the handle.



## MULTI- MALLET



The Multi- Mallet is a technical mallet with multi- functional features that make it a 'must have' camping accessory for everyone. Incorporating an extending peg puller to help prevent back ache caused by bending over when extracting pegs. This conveniently retracts back into the lightweight alloy handle when not in use. A convenient brush peg cleaner can be accessed to clean up those dirty pegs before putting them away. A weighted rubber mallet head makes light work of knocking pegs into hard ground.



## DOUBLE ACTION PUMP



The Outdoor Revolution Double Action Air Pump is designed for the fast inflation of your Air Frame Awning, Tent, inflatable boat.

Incorporating an automatic switch from double to single action when the pressure exceeds 400 mBAR (5.8 PSI). Suitable to inflate Outdoor Revolution Oxygen Air Frame awnings, tents & inflatable boats.

Capacity: Max 4,000 cc – max pressure 800 mBAR (11.6 PSI).

## MAG CONNECT



The Mag-Connect Awning Connector is a simple yet brilliant method to attach your driveway awning to your campervan without the need of an awning rail. Made from easily wipeable and tough PVC, the connector contains 4 flat strip magnets & 5 powerful neodymium magnets to achieve a secure fixing to your campervan & simply attaches to your driveway awning cowl with figure of 8 strips (included). Coupled with loops to attach storm straps in adverse weather conditions, the mag-connect is set to become the must have product for all camper van enthusiasts.

Total length - 270cm

## THE BIG LOO



THE  
**BIG  
LOO**  
... IT'S IN THE CAN

Big Loo Portable Toilet is a convenient no fuss portable toilet bucket with a removable lidded seat and robust carry handle.

The perfect convenience for those little trips in the night. Available in a discrete grey colour.





## POWER PEGS

Robust Power Pegs pegs, ideal for use on hard and stony ground. Cost effective tough pegs to ensure secure pitching into the hardest of ground.

### Glow Pro

A heavy duty steel peg that glows in the dark and helps prevent accidents by tripping over pegs at night. Set of 20 per box.

### Screw Pegs

Ideal for use in hard & shaley ground. More solid & robust than standard pegs & designed for easier pegging. Set of 20 per box.

### Hard Ground Pro

Blue Diamond Hard Ground Pegs are heavy duty metal pegs for tents and awnings with a bright orange plastic hook for extra visibility. Set of 20 per box.

### Daisy Pegs

Box of 20 novelty tent & awning pegs with peg cleaner. Assorted mix & match multicoloured flower heads. Set of 20 per box.

### Groundsheet Pegs

A heavy duty steel groundsheet peg, suitable for all groundsheet pegging. Works great on hard, stony and difficult ground. Set of 15 per box.

### Pile Driver Pro

Thick, heavy duty steel peg with corkscrewed shaft for extra grip in hard, stony ground. Set of 20 per box.







When... **Nature Calls**



The Blue Diamond Nature Calls Portable Toilet offers perfect hygiene away from home as well as high quality construction and being easy to use. The compact dimensions make this unit very easy to keep clean. The top part (15 Litres) and base part (20 litres) are connected using practical and robust plastic clips. The base part also has a very sturdy handle for convenient transport and disposal of waste water.



...liquid perfection   
sanitation solutions for... 



TRIPLE PACK BOX = 1 ltr Toilet Fluid, 1 ltr Bowl Cleaner + Enviro-Soft Twin Pack



#### Toilet Fluid

A concentrated toilet fluid designed to contain waste and eliminate odour. Most effective when used in conjunction with Blue Diamonds Bowl Cleaner. In 1, 2 & 4 ltr bottles

#### Uno Chem

A specially concentrated formula of environmentally safe ingredients to disinfect & deodorise your toilet. In 1 & 2 ltr bottles.

#### Bowl Cleaner

Add to your top tank to ensure that when you flush, your toilet is cleaned and refreshed. Works in unison with Blue Diamonds Toilet Fluid In 1 & 2 ltr bottles.

#### Nature Calls

A specially concentrated formula of environmentally safe ingredients to disinfect & deodorise your toilet. In 2 ltr bottles.

#### TOILET TISSUE

Enviro-Soft Toilet Tissue is a quick dissolving toilet tissue especially designed for use in all leisure toilets. Now available in a 4 pack.





# The Revolution in inflatable driveaway awnings, caravan, motorhome awnings & family tents...



Outdoor Revolution also produce a range of inflatable awnings for caravans, motorhomes & family tents ... with DSV & IF technology. Ask your dealer or see online for details - [www.outdoor-revolution.com](http://www.outdoor-revolution.com)

**OXYGEN**  
AIR FRAME







Driveaway Awnings - 2020 Range



Caravan / Motorhome Awnings - 2020 Range



Family Tents - 2020 Range

**OUTDOOR  
REVOLUTION**

WWW.OUTDOOR-REVOLUTION.COM

...Bringing the outdoors to everyone.





Outdoor Revolution,  
Unit 1 Brick Park,  
Bretfield Court,  
Bretton Street Industrial Estate,  
Dewsbury,  
West Yorkshire,  
WF12 9BY

Web: [www.outdoor-revolution.com](http://www.outdoor-revolution.com)

Email: [cs@blue-diamond-products.co.uk](mailto:cs@blue-diamond-products.co.uk)

Distributed by:

**\*LIFETIME GUARANTEE** - Terms & Conditions Apply. See website for details.

*Please note : In the interest of continuous product development & improvements by Outdoor Revolution; some products & specifications may vary slightly from the photographs & information given within this brochure.*

*Dimensions & weights are approximate and are intended as a guide only.*

Please check out our website for the most up to date product information

**[www.outdoor-revolution.com](http://www.outdoor-revolution.com)**

